





THEORY TEST QUESTIONS

SECTION 2


LICENCE CATEGORIES AM, A1, A2, A


Version 3 – April 2013

7125 BIKEH1.1	When turning your motorcycle in the road you must	<input type="checkbox"/> Use only the mirrors <input type="checkbox"/> Use an available driveway <input type="checkbox"/> Overhang the kerb <input checked="" type="checkbox"/> Check all around
ALERTNESS		
MARK 1 ANSWER		
7126 BIKEH1.10	In which of these following situations should you avoid overtaking?	<input type="checkbox"/> On a 30 kph road <input type="checkbox"/> In a one-way street <input type="checkbox"/> Just after a bend <input checked="" type="checkbox"/> Approaching a dip in the road
ALERTNESS		
MARK 1 ANSWER		
7127 BIKEH1.12	You should not use a mobile phone whilst riding	<input type="checkbox"/> Because the reception is poor when the engine is running <input checked="" type="checkbox"/> Because it might distract your attention from the road ahead <input type="checkbox"/> Because you may be fined for doing so <input type="checkbox"/> Because you can loose your phone while riding
ALERTNESS		
MARK 1 ANSWER		
7128 BIKEH1.13	Your motorcycle is fitted with a hands-free phone system, This could.	<input type="checkbox"/> Be very good for road safety <input type="checkbox"/> Help you in planning the route ahead <input checked="" type="checkbox"/> Distract your attention from the road <input type="checkbox"/> Be quite safe as long as you slow down
ALERTNESS		
MARK 1 ANSWER		
7129 BIKEH1.14	Using a hands-free phone is likely to	<input checked="" type="checkbox"/> Divert your attention <input type="checkbox"/> Reduce your view <input type="checkbox"/> Increase your concentration <input type="checkbox"/> Improve your safety
ALERTNESS		
MARK 1 ANSWER		
7130 BIKEH1.15	Riding the motorcycle when you are feeling cold, could cause you to	<input type="checkbox"/> Be more alert <input type="checkbox"/> Be more relaxed <input type="checkbox"/> React more quickly <input checked="" type="checkbox"/> Lose concentration
ALERTNESS		
MARK 1 ANSWER		
7131 BIKEH1.16	The white arrow in the diagram means that you should not plan to	<input type="checkbox"/> Turn left <input type="checkbox"/> Turn right <input checked="" type="checkbox"/> Overtake <input type="checkbox"/> Slow down
ALERTNESS		
MARK 1 ANSWER		
7132 BIKEH1.17	The road marking in the diagram warns	<input type="checkbox"/> Drivers that it is safe to overtake <input type="checkbox"/> Overtaking drivers there is a bend to the left <input checked="" type="checkbox"/> Overtaking drivers to move back to the left <input type="checkbox"/> Drivers to use the hard shoulder
ALERTNESS		
MARK 1 ANSWER		
7133 BIKEH1.18	You are driving along a narrow country road. When passing the cyclist you should ride	<input type="checkbox"/> Quickly sounding the horn as you pass <input checked="" type="checkbox"/> Slowly leaving plenty of room <input type="checkbox"/> Quickly leaving plenty of room <input type="checkbox"/> Slowly sounding the horn as you pass
ALERTNESS		
MARK 1 ANSWER		

7134 BIKEH1.19	To answer your mobile phone when riding you should	<ul style="list-style-type: none"> Slow down and allow others to overtake Keep the call time to a minimum ✓ Stop in a safe and convenient place Reduce your speed
ALERTNESS		
MARK 1 ANSWER		
7135 BIKEH1.2	Before making a U - turn in the road you should always	<ul style="list-style-type: none"> Select a higher gear than normal ✓ Signal so that other drivers can slow down Use your horn ✓ Look over your shoulder for final confirmation
ALERTNESS		
MARK 2 ANSWERS		
7136 BIKEH1.20	You need to use your mobile phone while riding, you can do so only	<ul style="list-style-type: none"> ✓ Once you have stopped in a safe place Once you are riding into secondary roads Once you are riding into a motorway If you feel that your balance will not be effected by the use of the phone
ALERTNESS		
MARK 1 ANSWER		
7137 BIKEH1.21	You should always check your (life saver) blind spots before	<ul style="list-style-type: none"> Slowing down Applying the brakes Changing gears ✓ Moving off
ALERTNESS		
MARK 1 ANSWER		
7138 BIKEH1.23	Why should you be parked before using a mobile phone?	<ul style="list-style-type: none"> Because the motorcycle electrics will be affected So a proper conversation can be held ✓ So the control of your motorcycle will not be affected Because reception is better when parked
ALERTNESS		
MARK 1 ANSWER		
7139 BIKEH1.24	You are riding in the dark and you are dazzled by the headlights of an oncoming car. You should	<ul style="list-style-type: none"> Pull down the visor of your helmet Flash your headlights Close your eyes ✓ Slow down or stop
ALERTNESS		
MARK 1 ANSWER		
7140 BIKEH1.25	You are riding at dusk. Your motorcycle lights should be switched on	<ul style="list-style-type: none"> When street lights are not lit Only when others have done so ✓ So others can see you ✓ Even when the street lights are lit
ALERTNESS		
MARK 2 ANSWERS		
7141 BIKEH1.26	To overtake safely which one of the following applies?	<ul style="list-style-type: none"> Steer around the vehicle sharply Get in close behind before you move out Cut back in sharply when you pass the vehicle ✓ Check the speed and position of the vehicle which is being overtaken
ALERTNESS		
MARK 1 ANSWER		





7142 BIKEH1.3	As a driver what do you understand by the term 'Blind Spot'?	<input type="checkbox"/> An area covered by your left hand mirror <input type="checkbox"/> An area not covered by your headlights <input type="checkbox"/> An area covered by your right hand mirror <input checked="" type="checkbox"/> An area not seen in your mirrors
ALERTNESS		
MARK 1 ANSWER		
7143 BIKEH1.4	You are about to turn right. What should you do just before you turn?	<input type="checkbox"/> Signal correctly <input checked="" type="checkbox"/> Check your shoulder observations (Life saver) <input type="checkbox"/> Choose a proper gear <input type="checkbox"/> Take a correct positioning on the road
ALERTNESS		
MARK 1 ANSWER		
7144 BIKEH1.5	What could save your life on a motorcycle?	<input type="checkbox"/> A certificate that every motorcyclist must have <input checked="" type="checkbox"/> Shoulder observations just before you change directions (Life saver) <input type="checkbox"/> To have a repair tool kit on your motorcycle <input type="checkbox"/> An additional mirror to uncover your blind spots
ALERTNESS		
MARK 1 ANSWER		
7145 BIKEH1.6	You are approaching a road marking indicating a sharp turn, what should you do?	<input type="checkbox"/> Keep the same speed <input type="checkbox"/> Reduce your speed when you are turning <input checked="" type="checkbox"/> Reduce your speed as you approach the bend <input type="checkbox"/> Keep the same gear
ALERTNESS		
MARK 1 ANSWER		
7146 BIKEH1.7	What does the abbreviation MSM mean?	<input type="checkbox"/> Manoeuvre speed mirror <input type="checkbox"/> Mirror speed manoeuvre <input checked="" type="checkbox"/> Mirror signal manoeuvre <input type="checkbox"/> Manoeuvre signal mirror
ALERTNESS		
MARK 1 ANSWER		
7148 BIKEH1.9	When following a large vehicle you should stay well back because	<input type="checkbox"/> So when you flick your headlights they would be visible <input type="checkbox"/> For fuel efficiency <input type="checkbox"/> To corner more quickly <input type="checkbox"/> It helps the large vehicle to stop more easily <input checked="" type="checkbox"/> It allows the driver to see you in the mirror
ALERTNESS		
MARK 1 ANSWER		
7149 BIKEH10.1	You may drive over a footpath	<input checked="" type="checkbox"/> To gain lawful access into a property <input type="checkbox"/> If no pedestrians are near <input type="checkbox"/> When the pavement is very wide <input type="checkbox"/> To overtake slow-moving traffic
RULES OF THE ROAD		
MARK 1 ANSWER		
7150 BIKEH10.10	Which three of the following are most likely to take an unusual course at roundabouts?	<input checked="" type="checkbox"/> Cyclists <input checked="" type="checkbox"/> Long vehicles <input checked="" type="checkbox"/> Horse riders <input type="checkbox"/> Small cars <input type="checkbox"/> Delivery vans <input type="checkbox"/> Bread vans
RULES OF THE ROAD		
MARK 3 ANSWERS		

7151 BIKEH10.11	You are leaving your motorcycle parked on a road. When may you leave the engine running?	<input checked="" type="checkbox"/> Never <input type="checkbox"/> When in a 20 km/h zone <input type="checkbox"/> If the battery is flat <input type="checkbox"/> If you will be parked for less than five minutes
RULES OF THE ROAD		
MARK 1 ANSWER		
7152 BIKEH10.12	In which FOUR places must you NOT park or wait?	<input checked="" type="checkbox"/> On the brow of a hill <input checked="" type="checkbox"/> On a zebra crossing <input checked="" type="checkbox"/> Opposite a traffic island <input checked="" type="checkbox"/> At a bus stop <input type="checkbox"/> On the slope of a hill <input type="checkbox"/> On a dual carriageway
RULES OF THE ROAD		
MARK 4 ANSWERS		
7153 BIKEH10.13	What is the nearest you may park your vehicle to a junction?	<input checked="" type="checkbox"/> 5 meters (16 feet) <input type="checkbox"/> 15 meters (49 feet) <input type="checkbox"/> 12 meters (39 feet) <input type="checkbox"/> 10 meters (32 feet)
RULES OF THE ROAD		
MARK 1 ANSWER		
7154 BIKEH10.14	Can you park on the zigzag lines of a zebra crossing?	<input checked="" type="checkbox"/> No not under any circumstances <input type="checkbox"/> Yes if you don't block people from crossing <input type="checkbox"/> Yes in order to drop off a passenger <input type="checkbox"/> Yes unless you stay in your car
RULES OF THE ROAD		
MARK 1 ANSWER		
7155 BIKEH10.15	In which TWO places must you NOT park?	<input checked="" type="checkbox"/> On a bus stop <input type="checkbox"/> In a one-way street <input type="checkbox"/> In a side road <input checked="" type="checkbox"/> Near a school entrance <input type="checkbox"/> Near a police station
RULES OF THE ROAD		
MARK 2 ANSWERS		
7156 BIKEH10.16	What is the meaning of this sign? 	<input type="checkbox"/> No entry <input checked="" type="checkbox"/> Waiting restrictions <input type="checkbox"/> National speed limit <input type="checkbox"/> School crossing patrol
RULES OF THE ROAD		
MARK 1 ANSWER		
7157 BIKEH10.17	You are looking for somewhere to park your vehicle. The area is full EXCEPT for spaces marked 'disabled use'. You can	<input type="checkbox"/> Use these spaces disabled or not <input type="checkbox"/> Park if you stay with your vehicle <input type="checkbox"/> Use these spaces when elsewhere is full <input checked="" type="checkbox"/> Not park there unless permitted
RULES OF THE ROAD		
MARK 1 ANSWER		
7158 BIKEH10.18	You are driving at night with full-beam headlights on. A vehicle is overtaking you. You should dip your lights	<input checked="" type="checkbox"/> As soon as the vehicle passes you <input type="checkbox"/> Only if the other driver dips his headlights <input type="checkbox"/> Before the vehicles starts to pass you <input type="checkbox"/> Some time after the vehicles has passed you
RULES OF THE ROAD		
MARK 1 ANSWER		

7160 BIKEH10.2	What is the meaning of this sign?		<input type="checkbox"/> No entry <input checked="" type="checkbox"/> National speed limit applies <input type="checkbox"/> No waiting on the carriageway <input type="checkbox"/> A 60 km/h speed limit applies
RULES OF THE ROAD			
MARK 1 ANSWER			
7161 BIKEH10.20	You are entering an area of roadworks. There is a temporary speed limit displayed.		<input checked="" type="checkbox"/> Do not exceed the speed limit <input type="checkbox"/> Obey the speed limit except for the night <input type="checkbox"/> Obey the speed limit only during working hours <input type="checkbox"/> Obey the speed limit only during the rush hour
RULES OF THE ROAD			
MARK 1 ANSWER			
7162 BIKEH10.21	You are approaching a busy junction. There are several lanes with road markings. At the last moment you realise that you are in the wrong lane. You should		<input type="checkbox"/> Use clear arm signals to cut across <input type="checkbox"/> Stop until the area has cleared <input type="checkbox"/> Force your way across <input checked="" type="checkbox"/> Continue in that lane
RULES OF THE ROAD			
MARK 1 ANSWER			
7163 BIKEH10.22	On a one-way street with two lanes, from which side can you pass a vehicle?		<input checked="" type="checkbox"/> Either on the right-hand lane or the left-hand lane <input type="checkbox"/> Only on the right-hand lane <input type="checkbox"/> Passing in a one-way street is not allowed <input type="checkbox"/> Only on the left-hand lane
RULES OF THE ROAD			
MARK 1 ANSWER			
7164 BIKEH10.23	You are riding on a single lane road in the country, with passing places only on the right. The driver behind you wishes to overtake. You should		<input checked="" type="checkbox"/> Wait opposite a passing place on your right <input type="checkbox"/> Drive into a passing place on your right <input type="checkbox"/> Switch on your hazard warning lights <input type="checkbox"/> Speed up to get away from the following driver
RULES OF THE ROAD			
MARK 1 ANSWER			
7165 BIKEH10.24	You are on a road that is only wide enough for one car. There is a car coming towards you. Which TWO of these would be correct?		<input checked="" type="checkbox"/> Wait opposite a passing place on your right <input checked="" type="checkbox"/> Pull into a passing place on your left <input type="checkbox"/> Wait opposite a passing place on your left <input type="checkbox"/> Pull into a passing place if your vehicle is wider <input type="checkbox"/> Force the other driver to reverse <input type="checkbox"/> Pull into a passing place on your right
RULES OF THE ROAD			
MARK 2 ANSWERS			
7166 BIKEH10.25	Signals are normally given by direction indicators and		<input checked="" type="checkbox"/> Brake lights <input type="checkbox"/> Interior lights <input type="checkbox"/> Fog lights <input type="checkbox"/> Side lights
RULES OF THE ROAD			
MARK 1 ANSWER			
7167 BIKEH10.26	When going straight ahead at a roundabout you should		<input checked="" type="checkbox"/> Indicate left before leaving the roundabout <input type="checkbox"/> Indicate left when approaching the roundabout <input type="checkbox"/> Indicate right when approaching the roundabout <input type="checkbox"/> Not indicate at any time
RULES OF THE ROAD			
MARK 1 ANSWER			

7168 BIKEH10.27	Which vehicle might have to use a different course than normal at roundabouts?	<input checked="" type="checkbox"/> Long vehicle <input type="checkbox"/> Estate car <input type="checkbox"/> Van <input type="checkbox"/> Sports car
RULES OF THE ROAD		
MARK 1 ANSWER		
7169 BIKEH10.28	You are going straight ahead towards the second exit at a roundabout. How should you signal?	<input checked="" type="checkbox"/> Signal left just after you pass the exit before the one you will take <input type="checkbox"/> Signal left on the approach to the roundabout and keep the signal on until you leave <input type="checkbox"/> Signal left after you leave the roundabouts <input type="checkbox"/> Signal right on the approach and then left to leave the roundabout
RULES OF THE ROAD		
MARK 1 ANSWER		
7170 BIKEH10.29	At a crossroads there are no signs or road markings. Two vehicles approach. Which has priority?	<input checked="" type="checkbox"/> Neither vehicle <input type="checkbox"/> Vehicles approaching from the right <input type="checkbox"/> The vehicle on the widest road <input type="checkbox"/> The fastest vehicle
RULES OF THE ROAD		
MARK 1 ANSWER		
7171 BIKEH10.3	What are the national speed limits for motorcycles?	<input type="checkbox"/> 100kph <input checked="" type="checkbox"/> 80kph <input type="checkbox"/> 60kph <input checked="" type="checkbox"/> 50kph
RULES OF THE ROAD		
MARK 2 ANSWERS		
7172 BIKEH10.30	Who has priority at an unmarked crossroads?	<input type="checkbox"/> The driver on the wider road <input checked="" type="checkbox"/> No one <input type="checkbox"/> The driver who is going faster <input type="checkbox"/> The driver of the larger vehicle
RULES OF THE ROAD		
MARK 1 ANSWER		
7173 BIKEH10.31	You are intending to turn right at a junction. An oncoming driver is also turning right. What should you do?	<input checked="" type="checkbox"/> Keep the other vehicle to your RIGHT and turn behind it (offside to offside) <input type="checkbox"/> Hold back wait for the other driver to turn first <input type="checkbox"/> Carry on and turn at the next junction instead <input type="checkbox"/> Keep the other vehicle to your LEFT and turn in front of it (nearside to nearside)
RULES OF THE ROAD		
MARK 1 ANSWER		
7174 BIKEH10.32	The dual carriageway you are turning right onto has a central reservation. You should	<input type="checkbox"/> Wait until the road is clear in both directions <input type="checkbox"/> Emerge slightly to show your intentions <input type="checkbox"/> Stop in the first lane so that other vehicles give way <input checked="" type="checkbox"/> Proceed to central reservation and wait
RULES OF THE ROAD		
MARK 1 ANSWER		
7175 BIKEH10.33	While driving you intend to turn left into a minor road. On the approach you should	<input checked="" type="checkbox"/> Keep well to the left of the road <input type="checkbox"/> Swing out wide just before turning <input type="checkbox"/> Keep in the middle of the road <input type="checkbox"/> Keep just left to the middle of the road
RULES OF THE ROAD		
MARK 1 ANSWER		

7176 BIKEH10.34	You may only enter a box junction when	<input checked="" type="checkbox"/> You need to turn left <input checked="" type="checkbox"/> Your exit road is clear <input type="checkbox"/> The traffic lights show green <input type="checkbox"/> There are less than two vehicles in front of you
RULES OF THE ROAD		
MARK 1 ANSWER		
7177 BIKEH10.35	Pedestrians are waiting on the pavement to cross at a zebra crossing, You should	<input checked="" type="checkbox"/> Stop, let them cross and wait patiently <input type="checkbox"/> Ignore them as they are still on the pavement <input type="checkbox"/> Stop before you reach the zigzag lines and let them cross <input type="checkbox"/> Go on quickly before they step onto the crossing
RULES OF THE ROAD		
MARK 1 ANSWER		
7178 BIKEH10.36	You are on a busy main road and you find that you are travelling in the wrong direction. What should you do?	<input checked="" type="checkbox"/> Turn round in a side road <input type="checkbox"/> Make a three point turn <input type="checkbox"/> Make a U-turn <input type="checkbox"/> Turn into a side road on the right and reverse to the main road
RULES OF THE ROAD		
MARK 1 ANSWER		
7179 BIKEH10.39	You are parked in a busy street. What is the safest way to turn your motorcycle around.	<input checked="" type="checkbox"/> Find a quiet side road to turn round in <input type="checkbox"/> Do a U-turn <input type="checkbox"/> Get someone to stop the traffic <input type="checkbox"/> Drive into a side road and reverse into the main road
RULES OF THE ROAD		
MARK 1 ANSWER		
7182 BIKEH10.43	What lights should you use, and why should you must put them on when going through a tunnel?	<input checked="" type="checkbox"/> Dipped-beam to help you see and also be clearly seen by others. <input type="checkbox"/> No lights are necessary as tunnels have their own lighting. <input type="checkbox"/> Hazard warning lights so nobody drives too near. <input type="checkbox"/> Dipped-beam and front and/or rear Fog lights to see and be seen clearly. <input type="checkbox"/> Main-beam to see clearly where you are going.
RULES OF THE ROAD		
MARK 1 ANSWER		
7183 BIKEH10.44	When can you overtake in a tunnel?	<input type="checkbox"/> Never as overtaking under tunnels is prohibited. <input type="checkbox"/> In case of heavy rain fall <input checked="" type="checkbox"/> Only if a broken down vehicle is obstructing the lane you are driving on <input type="checkbox"/> If the vehicle in front of you is not going fast enough.
RULES OF THE ROAD		
MARK 1 ANSWER		
7184 BIKEH10.45	What is the national speed limit in built up areas?	<input checked="" type="checkbox"/> 50kph <input type="checkbox"/> 40kph <input type="checkbox"/> 30kph <input type="checkbox"/> 45kph
RULES OF THE ROAD		
MARK 1 ANSWER		
7185 BIKEH10.5	What is the meaning of a white sign, showing a bold black number 30, in a red circle?	<input checked="" type="checkbox"/> Do not exceed 30 kph after passing it <input type="checkbox"/> The minimum speed limit ahead is 30 kph <input type="checkbox"/> You are leaving a 30 kph speed limit area <input type="checkbox"/> You can drive at an average speed of 30 kph
RULES OF THE ROAD		
MARK 1 ANSWER		

7186 BIKEH10.6	What does a speed limit sign like this mean?		<input checked="" type="checkbox"/> You must not exceed the speed shown The speed shown must be followed only in case of bad weather conditions The speed shown is the advised maximum speed you can use in case of an accident It is safe to drive at the speed shown only during the day
RULES OF THE ROAD			
MARK 1 ANSWER			
7187 BIKEH10.7	You are driving along a street with parked vehicles on the left-hand side. For which THREE reasons should you keep your speed down?		You may set off car alarms So that oncoming traffic can see you more clearly <input checked="" type="checkbox"/> Children may run out from between the vehicles <input checked="" type="checkbox"/> Drivers' doors may open <input checked="" type="checkbox"/> Vehicles may be pulling out Vehicles may be approaching
RULES OF THE ROAD			
MARK 3 ANSWERS			
7188 BIKEH10.8	You meet an obstruction on your side of the road. You should		Drive on; it is your right of way <input checked="" type="checkbox"/> Give way to oncoming traffic Wave oncoming vehicles to pass through Accelerate to pass first
RULES OF THE ROAD			
MARK 1 ANSWER			
7189 BIKEH10.9	There is a tractor ahead of you. You wish to overtake but you are NOT sure if it is safe to do so. You should		<input checked="" type="checkbox"/> Not overtake if you are in doubt Speed through, but flash your lights to the oncoming traffic Sound your horn while overtaking Make an arm signal while overtaking
RULES OF THE ROAD			
MARK 1 ANSWER			
7192 BIKEH11.11	Which sign has an octagon shape ?		<input checked="" type="checkbox"/> Stop sign No entry Give way Speed limit zone
ROAD AND TRAFFIC SIGNS			
MARK 1 ANSWER			
7193 BIKEH11.12	What does this sign mean?		Two-way traffic No motor vehicles You have priority <input checked="" type="checkbox"/> No overtaking
ROAD AND TRAFFIC SIGNS			
MARK 1 ANSWER			
7194 BIKEH11.13	What does this sign mean?		Form two lanes <input checked="" type="checkbox"/> Do not overtake Give way to oncoming traffic Keep in one lane
ROAD AND TRAFFIC SIGNS			
MARK 1 ANSWER			
7195 BIKEH11.14	What does this sign mean?		<input checked="" type="checkbox"/> Waiting restrictions apply Clearway (no stopping) National speed limit applies Waiting permitted
ROAD AND TRAFFIC SIGNS			
MARK 1 ANSWER			

7196 Which sign means 'no stopping'?
BIKEH11.15

ROAD AND TRAFFIC
SIGNS

MARK 1 ANSWER



✓



7197 What does this sign mean?
BIKEH11.16

ROAD AND TRAFFIC
SIGNS

MARK 1 ANSWER



- ✓ No stopping
- No entry
- Crossroads
- Roundabout

7198 You see this sign ahead. It means
BIKEH11.17

ROAD AND TRAFFIC
SIGNS

MARK 1 ANSWER



- No stopping
- ✓ No entry
- Waiting restrictions apply
- National speed limit applies

7199 What does this traffic sign mean?
BIKEH11.18

ROAD AND TRAFFIC
SIGNS

MARK 1 ANSWER



- ✓ Give priority to oncoming traffic
- One-way traffic only
- Two way traffic
- No overtaking allowed

7200 What is the meaning of this traffic
BIKEH11.19 sign?

ROAD AND TRAFFIC
SIGNS

MARK 1 ANSWER



- Bus lane ahead
- Give priority to vehicles coming towards you
- ✓ You have priority over vehicles coming towards you
- End of two-way road

7201 Traffic signs giving orders are
BIKEH11.2 generally which shape?

ROAD AND TRAFFIC
SIGNS

MARK 1 ANSWER

- ✓ Round
- Octagonal
- Square
- Triangle

7202
BIKEH11.20 Which sign warns you that a Zebra crossing is on the approach?

ROAD AND TRAFFIC
SIGNS

MARK 1 ANSWER

✓



7203
BIKEH11.21 What MUST you do when you see this sign?

ROAD AND TRAFFIC
SIGNS

MARK 1 ANSWER



- Stop ONLY if a red light is showing
- Stop ONLY if children are waiting to cross
- Stop ONLY if traffic is approaching
- ✓ Stop even if the road is clear

7204
BIKEH11.22 What does this sign mean?

ROAD AND TRAFFIC
SIGNS

MARK 1 ANSWER



- ✓ No overtaking
- Two-way traffic ahead
- One-way street
- Overtaking is permissible

7205
BIKEH11.23 What is the shape of a GIVE-WAY sign at a junction?

ROAD AND TRAFFIC
SIGNS

MARK 1 ANSWER

- SQUARE
- ✓ TRIANGULAR
- DIAMOND
- ROUND

7206
BIKEH11.24 What colour is the background of an indication sign?

ROAD AND TRAFFIC
SIGNS

MARK 1 ANSWER

- RED
- ✓ BLUE
- BROWN
- WHITE

7207
BIKEH11.25 At a roundabout you should

ROAD AND TRAFFIC
SIGNS

MARK 1 ANSWER

- ✓ Give way to traffic from the right
- Stop even when clear
- Give way to traffic from the other way
- Give way to traffic from the left

7208
BIKEH11.26

What does this sign mean?



ROAD AND TRAFFIC
SIGNS

MARK 1 ANSWER

- Pass either side
- Turn off at the next available junction
- Approaching traffic passes you on both sides
- Give way to oncoming vehicles

7209
BIKEH11.27

What does a circular traffic sign with a blue background do?




ROAD AND TRAFFIC
SIGNS

MARK 1 ANSWER

- Give motorway information
- Give directions to a car park
- Give warning of a motorway ahead
- Give an instruction

7210
BIKEH11.28

Which of these signs means that you are entering a one-way street?



ROAD AND TRAFFIC
SIGNS

MARK 1 ANSWER

7213
BIKEH11.30

What are triangular signs for?



ROAD AND TRAFFIC
SIGNS

MARK 1 ANSWER

- To give warnings
- To give directions
- To give order
- To give information

7214
BIKEH11.31

What does this sign means?



ROAD AND TRAFFIC
SIGNS

MARK 1 ANSWER

- T-junction
- Give way
- No through road
- Turn left ahead

7215
BIKEH11.32

What does this sign mean?



ROAD AND TRAFFIC
SIGNS

MARK 1 ANSWER

- Crossroads
- Ahead only
- Level crossing without gate
- Level crossing with a gate

7216
BIKEH11.33

What does this sign mean?



ROAD AND TRAFFIC
SIGNS

MARK 1 ANSWER

Ring road

No stopping

No vehicles

Roundabout

7217
BIKEH11.34

Which FOUR of these would be indicated by a triangular road sign?

ROAD AND TRAFFIC
SIGNS

MARK 4 ANSWERS

Give-way

Children crossing

Roundabout

Road narrows

Minimum speed

Ahead only

7219
BIKEH11.36

Which of these signs warn you of a pedestrian crossing?

ROAD AND TRAFFIC
SIGNS

MARK 1 ANSWER



7220
BIKEH11.37

What does this sign mean?



ROAD AND TRAFFIC
SIGNS

MARK 1 ANSWER

No footpath ahead

Pedestrians only ahead

Pedestrian crossing ahead

School crossing ahead

7223
BIKEH11.4

What does this sign mean?



ROAD AND TRAFFIC
SIGNS

MARK 1 ANSWER

Maximum speed limit with traffic calming

Only 20 cars allowed at any one time

20 cars only

Minimum speed limit with traffic calming

7224
BIKEH11.40

What does this sign mean?



ROAD AND TRAFFIC
SIGNS

MARK 1 ANSWER

Humpback bridge

Hump in the road

Entrance to tunnel

Soft verges

7225
BIKEH11.41

What does this sign mean?



ROAD AND TRAFFIC
SIGNS

MARK 1 ANSWER

- Tunnel ahead
- Accident black spot ahead
- Ancient monument ahead
- Low bridge ahead

7226
BIKEH11.42

Which of these signs means that the road will narrow on both sides?

ROAD AND TRAFFIC
SIGNS

MARK 1 ANSWER



7227
BIKEH11.43

What does this sign mean?



ROAD AND TRAFFIC
SIGNS

MARK 1 ANSWER

- End of dual carriageway
- End of a bridge
- No through road (Dead end)
- T-junction

7228
BIKEH11.44

What does this sign mean?



ROAD AND TRAFFIC
SIGNS

MARK 1 ANSWER

- Two-way traffic ahead
- Motorway contra flow system ahead
- Traffic approaching you has priority
- Two-way traffic ahead across a one-way street

7229
BIKEH11.45

What does this traffic sign mean?



ROAD AND TRAFFIC
SIGNS

MARK 1 ANSWER

- Danger ahead
- Service area ahead
- Tyres liable to punctures ahead
- Slippery road ahead

7230
BIKEH11.46

You are about to overtake an other vehicle, when you see this ROAD MARKING. You should

ROAD AND TRAFFIC
SIGNS

MARK 1 ANSWER



- Keep to the left
- Switch your headlights on before overtaking
- Move right to get a better view
- Overtake the other driver as quickly as possible

7231
BIKEH11.47

What does this sign mean?



ROAD AND TRAFFIC
SIGNS

MARK 1 ANSWER

- Steep hill downwards
- Steep hill upwards
- Uneven road
- Camber in the road

7232
BIKEH11.48

What does this sign mean?



ROAD AND TRAFFIC
SIGNS

MARK 1 ANSWER

- Quayside
- Road liable to flooding
- Slippery road
- Steep hill downwards

7233
BIKEH11.49

What does this sign mean?



ROAD AND TRAFFIC
SIGNS

MARK 1 ANSWER

- No through road on the left
- Turn left for bus terminal
- No entry for traffic turning left
- Turn left for parking area

7234
BIKEH11.5

Which sign means no vehicles are allowed?

ROAD AND TRAFFIC
SIGNS

MARK 1 ANSWER



7235
BIKEH11.50

What does this sign mean?



ROAD AND TRAFFIC
SIGNS

MARK 1 ANSWER

- Toilet ahead
- Telephone box ahead
- T-junction
- No through road

7236
BIKEH11.51 Which sign means 'no through road'?

ROAD AND TRAFFIC
SIGNS

MARK 1 ANSWER



✓

7237
BIKEH11.52 What is the meaning of the following sign ?

ROAD AND TRAFFIC
SIGNS

MARK 1 ANSWER



- ✓ No motorcycles
- Only motorcycles
- No overtaking
- Light vehicles only

7238
BIKEH11.53 What does this sign mean?

ROAD AND TRAFFIC
SIGNS

MARK 1 ANSWER



- The right-hand lane ahead is narrow
- Right-hand lane for buses only
- Right hand lane for turning right
- ✓ The right-hand lane ahead is closed

7239
BIKEH11.54 You see this traffic light ahead.
Which light(s) will come on next?

ROAD AND TRAFFIC
SIGNS

MARK 1 ANSWER




- ✓ Red alone
- Red and amber together
- Green and amber together
- Green alone

7240
BIKEH11.55 You are approaching a red traffic light. The signal will change from red to

ROAD AND TRAFFIC
SIGNS

MARK 1 ANSWER



- ✓ Red and amber then green
- Green and amber then green
- Amber then green
- Green then amber

7241
BIKEH11.56 A red traffic light means

ROAD AND TRAFFIC
SIGNS

MARK 1 ANSWER



- Proceed with caution
- Stop if you are able to brake safely
- ✓ You must stop and wait behind the stop line
- You should stop unless turning left

7242
BIKEH11.57

At traffic lights amber on its own means

ROAD AND TRAFFIC SIGNS

MARK 1 ANSWER



- Go if no pedestrians are crossing
- Go if the way is clear
- Prepare to go
- ✓ Stop because the light will change to red

7243
BIKEH11.58

A red traffic light means

ROAD AND TRAFFIC SIGNS

MARK 1 ANSWER



- ✓ You must stop behind the white stop line
- You must slow down and prepare to stop if traffic has started to cross
- You may turn left if it is safe to do so
- You may drive straight on if there is no other traffic

7244
BIKEH11.59

You are approaching traffic lights. Red and amber are showing. This means

ROAD AND TRAFFIC SIGNS

MARK 1 ANSWER

- The lights are about to change to red
- There is a fault with the lights - take care
- ✓ Wait for the green light before you pass the lights
- Pass the lights if the road is clear

7245
BIKEH11.6

Which of these signs means no powered vehicles?

ROAD AND TRAFFIC SIGNS

MARK 1 ANSWER



✓

7246
BIKEH11.60

You are at a junction controlled by traffic lights. When should you NOT proceed at green?

ROAD AND TRAFFIC SIGNS

MARK 1 ANSWER

- When you intend to turn right
- ✓ When your intended route from the junction is blocked
- When you think the lights may be about to change
- When pedestrians are waiting to cross

7247
BIKEH11.61





What do these zigzag lines at pedestrian crossings mean?

ROAD AND TRAFFIC SIGNS

MARK 1 ANSWER



- ✓ No parking at any time
- Sounding horns is not allowed
- Slow down to 20kph
- Parking allowed only for a short time

<p>7248 BIKEH11.62</p> <p>ROAD AND TRAFFIC SIGNS</p> <p>MARK 1 ANSWER</p>	<p>This marking appears on the road just before a</p> 	<p>No entry sign</p> <p>✓ Give way sign</p> <p>Stop sign</p> <p>No through road sign</p>
<p>7249 BIKEH11.63</p> <p>ROAD AND TRAFFIC SIGNS</p> <p>MARK 1 ANSWER</p>	<p>You see this line across the road at the entrance to a roundabout. What does it mean?</p> 	<p>✓ Give way to traffic from the right</p> <p>Stop at the line</p> <p>You have right of way</p> <p>Traffic from the left has right of way</p>
<p>7250 BIKEH11.64</p> <p>ROAD AND TRAFFIC SIGNS</p> <p>MARK 1 ANSWER</p>	<p>The driver of the car in front is giving this signal. What does it mean?</p> 	<p>✓ The drivers intends to turn left</p> <p>The driver intends to turn right</p> <p>The driver wishes to overtake</p> <p>The driver is slowing down</p>
<p>7251 BIKEH11.65</p> <p>ROAD AND TRAFFIC SIGNS</p> <p>MARK 1 ANSWER</p>	<p>The driver of this car is giving an arm signal. What is he about to do?</p> 	<p>✓ Slow down</p> <p>Go straight ahead</p> <p>Turn to the left</p> <p>Turn to the right</p>
<p>7252 BIKEH11.66</p> <p>ROAD AND TRAFFIC SIGNS</p> <p>MARK 1 ANSWER</p>	<p>You are to turn right in busy traffic. How would you confirm your intention safely?</p>	<p>✓ Give an arm signal and use your signals correctly</p> <p>Position over the centre line at an angle</p> <p>Flash your headlamp</p> <p>Sound the horn</p>
<p>7253 BIKEH11.67</p> <p>ROAD AND TRAFFIC SIGNS</p> <p>MARK 1 ANSWER</p>	<p>You want to turn right at a junction but you think that your indicators cannot be seen clearly. What should you do?</p>	<p>✓ Give an arm signal as well as an indicator signal</p> <p>Keep well over to the right</p> <p>Stay in the left-hand lane</p> <p>Get off and check if your indicators can be seen</p>
<p>7254 BIKEH11.68</p> <p>ROAD AND TRAFFIC SIGNS</p> <p>MARK 1 ANSWER</p>	<p>When may you sound the horn on your vehicle?</p>	<p>To make slower drivers move over</p> <p>To attract a friend's attention</p> <p>✓ To warn others of your presence</p> <p>To give you right of way</p>
<p>7255 BIKEH11.69</p> <p>ROAD AND TRAFFIC SIGNS</p> <p>MARK 1 ANSWER</p>	<p>Why should you make sure that you have cancelled your indicators after turning?</p>	<p>To avoid damage to the indicator relay</p> <p>✓ To avoid misleading other road users</p> <p>To avoid dazzling other road users</p> <p>To avoid flattening the battery</p>

7256
BIKEH11.7

What does this sign mean?



ROAD AND TRAFFIC
SIGNS

MARK 1 ANSWER

Minimum speed limit 30kph

No vehicles over 30 tonnes

NEW speed limit 30 kph

End of 30kph zone

7257
BIKEH11.70

You are waiting at a T-junction. A vehicle is coming from the right with the left signal flashing. What should you do?

ROAD AND TRAFFIC
SIGNS

MARK 1 ANSWER

Move out slowly

Pull out before the vehicle reaches the junction

Wait until the vehicle starts to turn in

Move out and accelerate hard

7258
BIKEH11.71

Which of these signs means that the national speed limit applies?

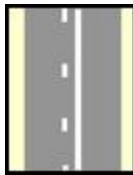
ROAD AND TRAFFIC
SIGNS

MARK 1 ANSWER



7259
BIKEH11.72

What is the meaning of these road markings?



ROAD AND TRAFFIC
SIGNS

MARK 1 ANSWER

Continuous cum broken white lines intended to separate two opposing streams of traffic

You may overtake only when you have the broken lines on your side as long as no traffic is coming

Hatched traffic stream separator warning lines that may be used for overtaking as long as no traffic is coming

Central reservation and can be used for overtaking if no traffic is coming from the opposite direction.

7260
BIKEH11.73

What is the maximum speed limit in a built up area unless indicated otherwise?

ROAD AND TRAFFIC
SIGNS




MARK 1 ANSWER

60kph

40kph

50kph

30 kph

<p>7261 BIKEH11.74</p> <p>ROAD AND TRAFFIC SIGNS</p> <p>MARK 1 ANSWER</p>	<p>What do these road markings mean?</p> 	<p>Continuous double white line may be crossed only when overtaking.</p> <p>✓ Continuous double white line which vehicles must not drive over or across</p> <p>Continuous double white line mark the lanes and guides the traffic flow</p> <p>No stopping or parking is permitted where a continuous double white line is present</p>
<p>7262 BIKEH11.8</p> <p>ROAD AND TRAFFIC SIGNS</p> <p>MARK 1 ANSWER</p>	<p>What does this sign mean?</p> 	<p>One way traffic only</p> <p>✓ You have priority over oncoming traffic</p> <p>Drive forward</p> <p>Oncoming traffic has priority over you</p>
<p>7263 BIKEH11.9</p> <p>ROAD AND TRAFFIC SIGNS</p> <p>MARK 1 ANSWER</p>	<p>What does this sign mean?</p> 	<p>No through road</p> <p>No road markings</p> <p>No parking</p> <p>✓ No entry</p>
<p>7264 BIKEH12.1</p> <p>DOCUMENTS</p> <p>MARK 1 ANSWER</p>	<p>Before you ride someone's motorcycle you must be sure that</p>	<p>That the motorcycle is insured on third party only</p> <p>Your own motorcycle has an insurance cover</p> <p>✓ The motorcycle is insured for your use</p> <p>The owner has the insurance cover with them</p>
<p>7265 BIKEH12.10</p> <p>DOCUMENTS</p> <p>MARK 1 ANSWER</p>	<p>If a driver has been disqualified, what must be done to obtain the driving licence back ?</p>	<p>Re-sit and pass the test of skills and behaviour.</p> <p>Re-apply for a new driving licence after the period of disqualification has passed</p> <p>✓ Pay any outstanding fines, submit a new application, re-sit and pass both the theory and practical tests</p> <p>Wait for any disqualification period to pass, and apply for a duplicate driving licence.</p>
<p>7266 BIKEH12.11</p> <p>DOCUMENTS</p> <p>MARK 1 ANSWER</p>	<p>Who is responsible for ensuring that a vehicle is fully road worthy when driven on a public roads?</p>	<p>✓ The driver.</p> <p>Nobody in particular.</p> <p>Your mechanic.</p> <p>The VRT tester.</p>
<p>7267 BIKEH12.2</p> <p>DOCUMENTS</p> <p>MARK 2 ANSWERS</p>	<p>For which TWO of these must you show your insurance document ?</p>	<p>✓ When you renew the road tax of your vehicle</p> <p>✓ When a police officer asks you for it</p> <p>When having a VRT inspection</p> <p>When selling a vehicle</p>
<p>7268 BIKEH12.3</p> <p>DOCUMENTS</p> <p>MARK 1 ANSWER</p>	<p>Which of the following documents shows the number of passengers that your vehicle can carry?</p>	<p>✓ Log book (Registration document)</p> <p>VRT certificate</p> <p>Insurance</p> <p>Driving licence</p>

7269 BIKEH12.4	What is the legal minimum insurance cover you must have to drive on public roads?	<input type="checkbox"/> Personal injury cover <input type="checkbox"/> Fully comprehensive <input type="checkbox"/> Third party fire and theft <input checked="" type="checkbox"/> Third party only
DOCUMENTS		
MARK 1 ANSWER		
7270 BIKEH12.7	Which TWO of the following do you need before you can drive legally?	<input checked="" type="checkbox"/> A valid road tax disc displayed on your vehicle <input checked="" type="checkbox"/> A valid driving licence <input type="checkbox"/> A vehicle owners handbook <input type="checkbox"/> Breakdown cover <input type="checkbox"/> Proof of your identity
DOCUMENTS		
MARK 2 ANSWERS		
7271 BIKEH12.8	Which THREE of these are found on a vehicle registration document (log-book) ?	<input checked="" type="checkbox"/> Gross vehicle weight <input checked="" type="checkbox"/> Make of the vehicle <input checked="" type="checkbox"/> Registered owner <input type="checkbox"/> Type of insurance cover <input type="checkbox"/> Date of last VRT test <input type="checkbox"/> Service history details
DOCUMENTS		
MARK 3 ANSWERS		
7272 BIKEH12.9	What is the maximum number of penalty points that will automatically disqualify a driver who holds a probational driving licence?	<input checked="" type="checkbox"/> 12 points at any time during a 3 year period. <input type="checkbox"/> 4 points a year over a 3 year period. <input type="checkbox"/> 18 points over a 2 year period. <input type="checkbox"/> 10 points during any 1 year period. <input type="checkbox"/> 15 points over a five 5 year period.
DOCUMENTS		
MARK 1 ANSWER		
7273 BIKEH13.1	At the scene of an accident you should	<input checked="" type="checkbox"/> Not put yourself at risk <input type="checkbox"/> Leave vehicle engines switched on <input type="checkbox"/> Pull everybody out of their vehicles <input type="checkbox"/> Go to those casualties who are screaming
ACCIDENTS		
MARK 1 ANSWER		
7274 BIKEH13.10	Which of the following should NOT be done at the scene of an accident	<input type="checkbox"/> Call the emergency services immediately <input checked="" type="checkbox"/> Offer a cigarette <input checked="" type="checkbox"/> Give an alcoholic drink <input type="checkbox"/> Ask the drivers to switch off there engines <input type="checkbox"/> Warn other road users by switching on the hazard lights on
ACCIDENTS		
MARK 2 ANSWERS		
7275 BIKEH13.11	There has been an accident. The driver is suffering from shock. You should	<input checked="" type="checkbox"/> Not leave them alone <input checked="" type="checkbox"/> Reassure them <input type="checkbox"/> Ask who caused the accident <input type="checkbox"/> Offer them a cigarette <input type="checkbox"/> Give them a drink
ACCIDENTS		
MARK 2 ANSWERS		
7276 BIKEH13.12	You are at the scene of an accident. Someone is suffering from shock. You should	<input checked="" type="checkbox"/> Reassure them constantly <input checked="" type="checkbox"/> Loosen any tight clothing <input checked="" type="checkbox"/> Keep them warm <input type="checkbox"/> Offer them a warm drink <input type="checkbox"/> Offer them a cigarette
ACCIDENTS		
MARK 3 ANSWERS		
7277 BIKEH13.13	You arrive at the scene of a motorcycle accident. No other vehicle is involved. The rider is unconscious lying in the middle of the road. The first thing you should do is	<input type="checkbox"/> Give the rider reassurance <input checked="" type="checkbox"/> Warn other traffic <input type="checkbox"/> Clear the road of debris <input type="checkbox"/> Move the rider out of the road
ACCIDENTS		
MARK 1 ANSWER		

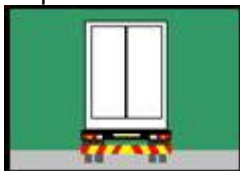
7278 BIKEH13.14	At an accident a small child is not breathing. When giving a mouth to mouth you should breathe	<input type="checkbox"/> Rapidly <input checked="" type="checkbox"/> Gently <input type="checkbox"/> Heavily <input type="checkbox"/> Sharply
ACCIDENTS		
MARK 1 ANSWER		
7279 BIKEH13.15	To start mouth to mouth on a casualty you should.	<input checked="" type="checkbox"/> Tilt their head back <input checked="" type="checkbox"/> Pinch the nostrils together <input type="checkbox"/> Put their arms across their chest <input checked="" type="checkbox"/> Clear the airway <input type="checkbox"/> Tilt their head forward
ACCIDENTS		
MARK 3 ANSWERS		
7280 BIKEH13.16	You arrive at the scene of an accident, the engine of a vehicle is on fire, the hands and arms of the casualty suffered severe burns. What should you NOT do?	<input type="checkbox"/> Douse the burn thoroughly with cool liquid <input type="checkbox"/> Lay the casualty down <input checked="" type="checkbox"/> Remove anything sticking to the burn <input type="checkbox"/> Reassure them constantly
ACCIDENTS		
MARK 1 ANSWER		
7281 BIKEH13.17	You arrive at an accident where someone is suffering from severe burns. You should	<input type="checkbox"/> Remove anything stuck to the burns <input type="checkbox"/> Burst any blisters <input type="checkbox"/> Apply lotions to the injury <input checked="" type="checkbox"/> Douse the burns with cold water
ACCIDENTS		
MARK 1 ANSWER		
7282 BIKEH13.18	You arrive at the scene of an accident. A pedestrian has a severe bleeding wound on their leg although it is not broken. What should you do?	<input checked="" type="checkbox"/> Raise the leg to lessen bleeding <input checked="" type="checkbox"/> Apply firm pressure to the wound <input type="checkbox"/> Fetch them a warm drink <input type="checkbox"/> Keep both legs flat on the ground <input type="checkbox"/> Dab the wound to stop bleeding
ACCIDENTS		
MARK 2 ANSWERS		
7283 BIKEH13.19	You arrive at a scene of an accident. A passenger is bleeding badly from an arm wound. What should you do?	<input type="checkbox"/> Apply pressure over the wound and keep the arm down <input type="checkbox"/> Dab the wound <input type="checkbox"/> Get them a drink <input checked="" type="checkbox"/> Apply pressure over the wound and raise the arm
ACCIDENTS		
MARK 1 ANSWER		
7284 BIKEH13.2	You are the first to arrive at the scene of an accident. Which FOUR of these should you do?	<input checked="" type="checkbox"/> Warn other traffic <input type="checkbox"/> Leave as soon as another motorist arrives <input checked="" type="checkbox"/> Call the emergency services <input checked="" type="checkbox"/> Move uninjured people away from the vehicle(s) <input checked="" type="checkbox"/> Switch off the vehicle engine(s)
ACCIDENTS		
MARK 4 ANSWERS		
7285 BIKEH13.20	At an accident a casualty is unconscious but still breathing. You should only move the person if	<input type="checkbox"/> Bystanders will help you to <input type="checkbox"/> Bystanders advise you to <input checked="" type="checkbox"/> There is further danger <input type="checkbox"/> An ambulance is on its way
ACCIDENTS		
MARK 1 ANSWER		
7286 BIKEH13.21	At an accident you suspect a casualty has back injuries. The area is safe. You should	<input type="checkbox"/> Offer them a cigarette <input checked="" type="checkbox"/> Not move them <input type="checkbox"/> Raise their legs <input type="checkbox"/> Offer them a drink
ACCIDENTS		
MARK 1 ANSWER		


7287 BIKEH13.25 ACCIDENTS MARK 2 ANSWERS	The police may ask you to produce which two of these documents following an accident?	<input checked="" type="checkbox"/> Insurance policy <input checked="" type="checkbox"/> Driving licence Vehicle registration document Road tax disc VRT test certificate Theory test certificate
7288 BIKEH13.28 ACCIDENTS MARK 1 ANSWER	On the dual carriageway the hard shoulder should be used	To check a road atlas <input checked="" type="checkbox"/> When an emergency arises For a short rest when tired To answer a mobile phone
7289 BIKEH13.3 ACCIDENTS MARK 3 ANSWERS	You are the first person to arrive at an accident where people are badly injured. Which THREE should you do?	<input checked="" type="checkbox"/> Get people to help you direct the traffic flow <input checked="" type="checkbox"/> Make sure that someone telephones for an ambulance <input checked="" type="checkbox"/> Switch on your hazard lights Move the people who are injured so you can clear off the road Get the people who are injured to drink something alcoholic
7290 BIKEH13.4 ACCIDENTS MARK 1 ANSWER	You arrive at the scene of a motorcycle accident. The rider is injured. When should the helmet be removed?	<input checked="" type="checkbox"/> Only when it is essential Always unless they are in shock Only when the motorcyclist asks Always straight away
7291 BIKEH13.5 ACCIDENTS MARK 3 ANSWERS	You arrive at a serious motorcycle accident. The motorcyclist is unconscious and bleeding. Your main priorities should be to	Take the numbers of the vehicles involved Sweep up any loose debris <input checked="" type="checkbox"/> Call the emergency services <input checked="" type="checkbox"/> Try and stop the bleeding <input checked="" type="checkbox"/> Check if the casualty is breathing
7292 BIKEH13.6 ACCIDENTS MARK 1 ANSWER	You arrive at an accident. A motorcyclist is unconscious. Your FIRST priority is the casualty's	<input checked="" type="checkbox"/> Breathing Bruising Broken bones Bleeding
7293 BIKEH13.7 ACCIDENTS MARK 3 ANSWERS	At an accident a casualty is unconscious. Which THREE of the following should you check urgently?	Broken bones <input checked="" type="checkbox"/> Airway Shock <input checked="" type="checkbox"/> Circulation <input checked="" type="checkbox"/> Breathing
7294 BIKEH13.8 ACCIDENTS MARK 3 ANSWERS	In first aid what does ABC stand for?	<input checked="" type="checkbox"/> Airway Bleeding Consciousness <input checked="" type="checkbox"/> Breathing <input checked="" type="checkbox"/> Circulation
7295 BIKEH13.9 ACCIDENTS MARK 2 ANSWERS	At an accident someone is unconscious. Your main priorities should be to	Take the names of witnesses Sweep up the broken glass <input checked="" type="checkbox"/> Make sure they are breathing <input checked="" type="checkbox"/> Check the airway is clear

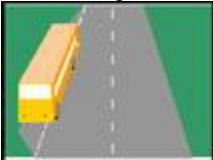
7296 BIKEH14.1	Overloading your motorcycle can seriously affect the	<input checked="" type="checkbox"/> Handling <input checked="" type="checkbox"/> Steering Journey time Battery Gearbox
MOTORCYCLE LOADING		
MARK 2 ANSWERS		
7297 BIKEH14.2	Who is responsible for making sure that a motorcycle is not overloaded?	The owner of the motorcycle The person who loaded the motorcycle The owner of the items being carried <input checked="" type="checkbox"/> The rider of the motorcycle
MOTORCYCLE LOADING		
MARK 1 ANSWER		
8772 BIKEH15.1	What problem can incorrectly aligned wheels cause	Faulty headlight adjustment Reduced braking performance Better ground clearance <input checked="" type="checkbox"/> Instability when cornering
MECHANICAL ASPECTS		
MARK 1 ANSWER		
8773 BIKEH15.2	A loose drive chain on a motorcycle could cause	The front wheel to wobble The motorcycle to run faster The brakes to fail <input checked="" type="checkbox"/> The rear wheel to lock
MECHANICAL ASPECTS		
MARK 1 ANSWER		
8774 BIKEH15.3	Your steering feels wobbly. Which of these is the likely cause	Tyre pressure too high Incorrectly adjusted brakes <input checked="" type="checkbox"/> Worn steering head bearings A broken clutch cable
MECHANICAL ASPECTS		
MARK 1 ANSWER		
8775 BIKEH16.1	You are riding in town at night. The roads are wet after the rain. The reflections from wet surfaces will	<input checked="" type="checkbox"/> Makes it hard to see unlit objects Makes it easy to see unlit objects Affect your road holding Affect your stopping distance
VISIBILITY		
MARK 1 ANSWER		
8776 BIKEH16.2	You want to ride your motorcycle in the dark, what should you wear to be seen more easily	Black jacket <input checked="" type="checkbox"/> Reflective clothing A white helmet A red helmet
VISIBILITY		
MARK 1 ANSWER		
8777 BIKEH16.3	Why should you ride with your dipped headlight on in daylight	<input checked="" type="checkbox"/> It helps other road users to see you It means that you can ride faster So other vehicles will get out of your way So that is already on when it gets in the dark
VISIBILITY		
MARK 1 ANSWER		

8778 BIKEH17.1	Which of the following offer better protection, in case of an accident	<input type="checkbox"/> Jeans <input checked="" type="checkbox"/> Leather trousers with protective inserts <input type="checkbox"/> Heavy duty trousers <input type="checkbox"/> Shorts
PROTECTIVE EQUIPMENT		
MARK 1 ANSWER		
8779 BIKEH17.2	Why should protective gloves always be used	<input checked="" type="checkbox"/> Because they offer protection against all weather elements <input checked="" type="checkbox"/> Because hands are vulnerable and highly prone to severe injuries in case of an accident <input type="checkbox"/> Because it is mandatory by the law <input type="checkbox"/> Because they can be used to touch hot engine parts
PROTECTIVE EQUIPMENT		
MARK 2 ANSWERS		
8780 BIKEH17.3	You are riding on a quiet road at slow speeds. Your helmet fogs up. What should you do	<input type="checkbox"/> Continue at a reduced speed <input checked="" type="checkbox"/> Stop as soon as possible and wipe it <input type="checkbox"/> Build up speed to increase air flow <input checked="" type="checkbox"/> Slightly open the visor to clear up the fog, in safe place
PROTECTIVE EQUIPMENT		
MARK 2 ANSWERS		
8781 BIKEH18.1	You should not look down at the front wheel when riding because it can	<input type="checkbox"/> Make your steering lighter <input type="checkbox"/> Improve your balance <input type="checkbox"/> Use less fuel <input checked="" type="checkbox"/> Upset your balance
RISK FACTORS		
MARK 1 ANSWER		
8782 BIKEH18.2	When riding through a flood, and clear out of the water you should test your	<input type="checkbox"/> Starter motor <input type="checkbox"/> Headlight <input type="checkbox"/> Steering <input checked="" type="checkbox"/> Brakes
RISK FACTORS		
MARK 1 ANSWER		
8783 BIKEH18.3	In very hot weather the road surface becomes soft. Which of the following will be most affected	<input type="checkbox"/> The suspension <input checked="" type="checkbox"/> The grip of the tyres <input checked="" type="checkbox"/> The braking <input type="checkbox"/> The exhaust
RISK FACTORS		
MARK 2 ANSWERS		
8784 BIKEH19.1	Which TWO of the following are correct. When overtaking at night you should	<input type="checkbox"/> Put the headlights on full beam <input checked="" type="checkbox"/> Be careful because you can see less <input checked="" type="checkbox"/> Beware of bends in the road ahead <input type="checkbox"/> Sound your horn twice before moving out
SAFETY FACTORS		
MARK 2 ANSWERS		
8785 BIKEH19.2	Where are you most likely to be affected by a side wind	<input type="checkbox"/> On a narrow country road <input type="checkbox"/> On a busy town road <input type="checkbox"/> On a straight road <input checked="" type="checkbox"/> On an open stretch of road
SAFETY FACTORS		
MARK 1 ANSWER		

8786 BIKEH19.3 SAFETY FACTORS MARK 2 ANSWERS	The road surface is very important to motorcyclist. Which TWO of the following are more likely to reduce stability	<input checked="" type="checkbox"/> Drain covers <input type="checkbox"/> Tarmac <input checked="" type="checkbox"/> Potholes <input type="checkbox"/> Road markings
7298 BIKEH2.1 ATTITUDE MARK 1 ANSWER	A pelican crossing that crosses the road in a STRAIGHT line and has a central traffic island MUST be treated as	<input type="checkbox"/> Two crossings during darkness <input type="checkbox"/> Two separate crossings <input type="checkbox"/> One crossing in daylight only <input checked="" type="checkbox"/> One complete crossing
7299 BIKEH2.10 ATTITUDE MARK 1 ANSWER	A two - second gap between yourself and the car in front is usually sufficient when conditions are	<input type="checkbox"/> Foggy <input type="checkbox"/> Damp <input checked="" type="checkbox"/> Good <input type="checkbox"/> Wet
7300 BIKEH2.11 ATTITUDE MARK 1 ANSWER	When you are riding in heavy traffic a two-second gap may be enough only when conditions are	<input type="checkbox"/> Foggy <input type="checkbox"/> Damp <input type="checkbox"/> Wet <input checked="" type="checkbox"/> Dry
7301 BIKEH2.12 ATTITUDE MARK 1 ANSWER	What is the meaning of Tailgating?	<input type="checkbox"/> Using the rear door of a hatchback car <input type="checkbox"/> Reversing into a parking space <input checked="" type="checkbox"/> Following another vehicle too closely <input type="checkbox"/> Driving with rear fog lights on
7302 BIKEH2.14 ATTITUDE MARK 2 ANSWERS	Following this vehicle too closely is unwise because	<input type="checkbox"/> Your engine will overheat <input type="checkbox"/> Your view ahead is increased <input type="checkbox"/> Your brakes will overheat <input checked="" type="checkbox"/> The driver cannot see you in his mirrors <input checked="" type="checkbox"/> Your view ahead is reduced
7303 BIKEH2.15 ATTITUDE MARK 1 ANSWER	You are following this truck. You should keep well back from it to	<input type="checkbox"/> Hurry through the traffic lights if they change <input type="checkbox"/> Prevent traffic behind you from overtaking <input type="checkbox"/> Stop following traffic from rushing through the junction <input checked="" type="checkbox"/> Give you a good view of the road ahead
7304 BIKEH2.16 ATTITUDE MARK 1 ANSWER	You are driving behind a large vehicle. It signals left but steers to the right. You should	<input type="checkbox"/> Hold your speed and sound your horn <input type="checkbox"/> Overtake on the right of it <input type="checkbox"/> Drive on keeping to the left <input checked="" type="checkbox"/> Slow down and let the vehicle turn
7305 BIKEH2.17 ATTITUDE MARK 1 ANSWER	You are following a vehicle on a wet and slippery road. You should leave a time gap of at least	<input type="checkbox"/> Three seconds <input type="checkbox"/> Two seconds <input type="checkbox"/> One second <input checked="" type="checkbox"/> Four seconds



7306 BIKEH2.18 ATTITUDE MARK 1 ANSWER	You are driving along this road. The red van cuts in close in front of you. What should you do? 	Flash your headlights ✓ Drop back to leave the correct separation distance Use your horn Accelerate to get closer to the red van
7307 BIKEH2.19 ATTITUDE MARK 1 ANSWER	You are in a line of traffic. The driver behind you is following very closely. What action should you take?	Move over to a position just left of the centre line of the road ✓ Slow down gradually increasing the gap between you and the vehicle in front Signal left and wave the following driver past Ignore the following driver and continue to drive within the speed limit
7308 BIKEH2.2 ATTITUDE MARK 1 ANSWER	When at a pelican crossing the amber light means you MUST	Keep on going Give way to pedestrians waiting to cross ✓ Stop because the light will turn red Keep on driving since no pedestrians are there to cross
7309 BIKEH2.20 ATTITUDE MARK 1 ANSWER	You are driving at the legal speed limit. A vehicle comes up quickly behind flashing its headlights	Maintain your speed to prevent the vehicle from overtaking Touch the brakes to show your brake lights Accelerate to make a gap behind you ✓ Allow the vehicle to overtake
7312 BIKEH2.23 ATTITUDE MARK 1 ANSWER	You are driving at the legal speed limit. A vehicle behind tries to overtake. Should you try to prevent the driver from overtaking?	Yes, because the other driver is breaking the law ✓ No, at any time Yes, because the other driver is acting dangerously Yes, as long as it is safe to do so
7313 BIKEH2.24 ATTITUDE MARK 1 ANSWER	You are driving within the road speed limit. The driver behind is going to overtake you. You should	Accelerate to get away from the driver behind you ✓ Allow the driver behind to overtake Wave the driver behind you to overtake when it is safe Move closer to the car ahead of you, so the driver behind has no room to overtake
7315 BIKEH2.26 ATTITUDE MARK 1 ANSWER	A long heavy lorry is taking a long time to overtake. What should you do?	Speed up ✓ Slow down Hold your speed Change direction
7316 BIKEH2.3 ATTITUDE MARK 1 ANSWER	You are approaching a pelican crossing. The amber light is showing. You MUST	Encourage pedestrians to cross ✓ Stop because the light will turn red even if the crossing is clear Give way to pedestrians who are crossing Stop even when no body is crossing

7317 BIKEH2.30	Which of the following cars will use blue flashing beacons?	<input type="checkbox"/> Doctor on call <input checked="" type="checkbox"/> Police patrol <input checked="" type="checkbox"/> Ambulance <input type="checkbox"/> Breakdown recovery <input type="checkbox"/> Motorway maintenance
ATTITUDE		
MARK 2 ANSWERS		
7318 BIKEH2.31	When being followed by an ambulance showing a flashing blue light you should	<input checked="" type="checkbox"/> Pull over as soon as safely possible to let it pass <input type="checkbox"/> Brake harshly and immediately stop in the road <input type="checkbox"/> Maintain your speed and course <input type="checkbox"/> Accelerate fast to get away from it
ATTITUDE		
MARK 1 ANSWER		
7319 BIKEH2.32	A bus has stopped at a bus stop ahead of you. Its right-hand indicator is flashing. You should	<input type="checkbox"/> Slow down and then sound your horn <input checked="" type="checkbox"/> Slow down and give way if it is safe to do so <input type="checkbox"/> Sound your horn and keep going <input type="checkbox"/> Flash your headlights and slow down
ATTITUDE		
MARK 1 ANSWER		
7320 BIKEH2.33	You should ONLY flash your headlights to other roads users	<input type="checkbox"/> To tell the that you have right of way <input type="checkbox"/> To show that you are about to reverse <input type="checkbox"/> To show that you are giving way <input checked="" type="checkbox"/> To let them know that you are there
ATTITUDE		
MARK 1 ANSWER		
7321 BIKEH2.34	Why should you use your horn?	<input checked="" type="checkbox"/> To alert others to your presence <input type="checkbox"/> To signal your annoyance <input type="checkbox"/> To greet other road users <input type="checkbox"/> To allow you right of way
ATTITUDE		
MARK 1 ANSWER		
7322 BIKEH2.35	A car pulls out in front of you at a junction. What should you do?	<input type="checkbox"/> Accelerate past it immediately <input checked="" type="checkbox"/> Slow down and be ready to stop <input type="checkbox"/> Flash your headlights and drive up close behind <input type="checkbox"/> Swerve past it and blow your horn
ATTITUDE		
MARK 1 ANSWER		
7324 BIKEH2.37	You wish to turn right ahead. Why should you take up the proper position in good-time?	<input type="checkbox"/> To allow drivers to pass you on the right <input type="checkbox"/> To give a better view into the road that you're joining <input checked="" type="checkbox"/> To help other road users know what you intend to do <input type="checkbox"/> To allow other drivers to pull out in front of you
ATTITUDE		
MARK 1 ANSWER		
7325 BIKEH2.38	You are driving along a narrow country road. A horse and rider are approaching. What should you do?	<input type="checkbox"/> Rev your engine <input checked="" type="checkbox"/> Give plenty of room <input checked="" type="checkbox"/> Drive past slowly <input type="checkbox"/> Flash your headlights <input type="checkbox"/> Sound your horn <input type="checkbox"/> Increase your speed
ATTITUDE		
MARK 2 ANSWERS		
7326 BIKEH2.39	When you are overtaking a horse and rider you should	<input checked="" type="checkbox"/> Go past slowly and carefully <input type="checkbox"/> Flash your headlights <input type="checkbox"/> Go past as quickly as possible <input type="checkbox"/> Sound your horn
ATTITUDE		
MARK 1 ANSWER		

7327 BIKEH2.4	You are approaching a zebra crossing. Pedestrians are waiting to cross. You should	Wave at them to cross the road ✓ Slow down and prepare to stop Use your headlights to indicate they can cross Give way to elderly and children only
ATTITUDE		
MARK 1 ANSWER		
7328 BIKEH2.41	When should you give signals?	Only in bad weather In traffic only ✓ To change course or direction To give you priority over other traffic
ATTITUDE		
MARK 1 ANSWER		
7330 BIKEH2.5	You have stopped at a pedestrian (zebra) crossing to allow pedestrians to cross. You should	Signal to pedestrians to cross Rev your engine Edge your vehicle forward ✓ Wait until they have crossed
ATTITUDE		
MARK 1 ANSWER		
7331 BIKEH2.6	You should never wave or urge people across at pedestrian crossing because	They may not be ready to cross It is safer for you to carry on They may not be looking ✓ There may be another vehicle coming
ATTITUDE		
MARK 1 ANSWER		
7333 BIKEH2.8	You stopped for pedestrians to cross at a zebra crossing. They did not start to cross. What should you do?	Wave them to cross Drive on Sound your horn ✓ Be patient and wait
ATTITUDE		
MARK 1 ANSWER		
7334 BIKEH2.9	You may use the 'Two-Second Rule'	When emerging on wet roads ✓ To keep a safe gap from the vehicle in front Before using the 'Mirror - Signal - manoeuvre' routine Before restarting the engine after it has stalled
ATTITUDE		
MARK 1 ANSWER		
8787 BIKEH20.1	What type of engine is better for fuel economy and has less impact on the environment	2 stroke engine with carburettor 4 stroke engine with carburettor ✓ 4 stroke engine with Electronic Fuel Injection An engine with a combination of all systems
THE MOTORCYCLE IN RELATION WITH THE ENVIRONMENT		
MARK 1 ANSWER		
8788 BIKEH20.2	In view of eco driving, Which statement is correct	Using a low engine RPM will always consume more fuel at any speed Using a high engine RPM will always consume less fuel at any speed Using a high engine RPM will consume the same amount of fuel, as when using a low engine RPM ✓ Using a low engine RPM will always consume less fuel at any speed
THE MOTORCYCLE IN RELATION WITH THE ENVIRONMENT		
MARK 1 ANSWER		


8789 BIKEH20.3	Which motorcycle is consuming more fuel	The motorcycle which is travelling at 50 km/h (kilometres per hour)
THE MOTORCYCLE IN RELATION WITH THE ENVIRONMENT		The motorcycle which is travelling at 70 km/h (kilometres per hour)
MARK 1 ANSWER		The motorcycle which is travelling at 90 km/h (kilometres per hour)
		✓ The motorcycle which is travelling at 114 km/h (kilometres per hour)
8790 BIKEH21.1	You are riding on a road and you perceive a strange smell of diesel (Fuel), you should	Ride as in normal conditions
ROAD CONTAMINANTS		✓ Slow down and approach with caution, as spillage on the road might be the cause of the smell
MARK 1 ANSWER		Increase speed to avoid the smell as it may be harmful
		Observe the two second rule
8791 BIKEH21.2	You see a rainbow-coloured pattern across the road. What will this warn you of	Water on the road
ROAD CONTAMINANTS		✓ Fuel spilled on the road
MARK 1 ANSWER		A polished road surface
		A soft uneven road surface
8792 BIKEH21.3	You are riding in very hot weather. What are the TWO effects that melting tar has on your motorcycle	✓ Makes the road surface slippery
ROAD CONTAMINANTS		It will reduce the stopping distance
MARK 2 ANSWERS		✓ Reduce tyre grip
		It can improve braking efficiency
7335 BIKEH3.1	Which of these fluids if allowed to get low is dangerous?	coolant level
SAFETY AND YOUR MOTORCYCLE		Battery water level
MARK 1 ANSWER		✓ Brake fluid level
		Antifreeze level
7336 BIKEH3.10	Why should you wear a high visibility vest during the day ?	To reduce wind resistance
SAFETY AND YOUR MOTORCYCLE		To avoid injuring your self in case of an accident
MARK 1 ANSWER		✓ To make it easy for others to see you
		To keep cool in warm weather
7741 BIKEH3.11	Why do motorcyclists wear a high visibility vest while driving?	To keep cool while riding
SAFETY AND YOUR MOTORCYCLE		To cover themselves from direct sunrays
MARK 2 ANSWERS		✓ To be seen clearly during the day
		✓ To be seen clearly during the night
7338 BIKEH3.12	Which of these makes a motorcyclist easier to be seen?	Wear dark coloured jackets
SAFETY AND YOUR MOTORCYCLE		Use a tinted visor
MARK 3 ANSWERS		✓ Keep the front lights on
		✓ Use a fluorescent coloured helmet
		✓ Wear a white helmet
		Wear a grey helmet


7339 BIKEH3.13	Your visor is scratched, what should you do?	<input type="checkbox"/> Polish with fine sand paper <input checked="" type="checkbox"/> Replace <input type="checkbox"/> Wash with soap water <input type="checkbox"/> Clean with petrol
SAFETY AND YOUR MOTORCYCLE		
MARK 1 ANSWER		
7340 BIKEH3.14	You need to ride a motorcycle during the night, What should you wear to be seen?	<input type="checkbox"/> Fluorescent clothes <input checked="" type="checkbox"/> Reflective clothes <input checked="" type="checkbox"/> White helmet <input type="checkbox"/> Red helmet <input type="checkbox"/> Black leather jacket
SAFETY AND YOUR MOTORCYCLE		
MARK 2 ANSWERS		
7341 BIKEH3.15	Why are side mirrors useful on a motorcycle?	<input type="checkbox"/> To calculate the distance when swerving trough traffic <input type="checkbox"/> To offer protection in case of bad weather <input type="checkbox"/> To make your motorcycle look larger <input checked="" type="checkbox"/> To have a better rear view of the road
SAFETY AND YOUR MOTORCYCLE		
MARK 1 ANSWER		
7342 BIKEH3.16	When it is essential to use the dipped beam lights during the day?	<input type="checkbox"/> In the country side <input checked="" type="checkbox"/> Always <input type="checkbox"/> Narrow roads <input type="checkbox"/> When parking
SAFETY AND YOUR MOTORCYCLE		
MARK 1 ANSWER		
7343 BIKEH3.17	If the side stand is not fully raised while riding, What is more likely to happen?	<input type="checkbox"/> The centre of gravity will be effected <input type="checkbox"/> Will increase fuel consumption <input type="checkbox"/> Will damage the road surface while turning <input checked="" type="checkbox"/> Lose control of the motorcycle
SAFETY AND YOUR MOTORCYCLE		
MARK 1 ANSWER		
7344 BIKEH3.18	When MUST you use dipped lights during the day?	<input checked="" type="checkbox"/> Always <input type="checkbox"/> Along narrow streets <input type="checkbox"/> When parking <input type="checkbox"/> On a by-pass road
SAFETY AND YOUR MOTORCYCLE		
MARK 1 ANSWER		
7346 BIKEH3.23	How can you as a motorcycle rider help the environment?	<input checked="" type="checkbox"/> By servicing your motorcycle properly <input type="checkbox"/> By harsh acceleration <input type="checkbox"/> By driving faster <input type="checkbox"/> By using leaded fuel <input checked="" type="checkbox"/> By gentle acceleration <input checked="" type="checkbox"/> By reducing your speed
SAFETY AND YOUR MOTORCYCLE		
MARK 3 ANSWERS		
7347 BIKEH3.26	As a road user which THREE can you do to help the environment?	<input type="checkbox"/> Brake as late as possible without skidding <input checked="" type="checkbox"/> Plan ahead <input checked="" type="checkbox"/> Have your motorcycle properly tuned and serviced <input type="checkbox"/> Use the choke for as long as possible <input type="checkbox"/> Drive on under-inflated tyres <input checked="" type="checkbox"/> Walk when ever possible
SAFETY AND YOUR MOTORCYCLE		
MARK 3 ANSWERS		


7348 BIKEH3.27	Motorcycles can harm the environment resulting in	<input checked="" type="checkbox"/> Using up natural resources <input checked="" type="checkbox"/> Damage to buildings Less use of electric vehicles Improved public transport Reduced health risks <input checked="" type="checkbox"/> Air pollution
SAFETY AND YOUR MOTORCYCLE		
MARK 3 ANSWERS		
7349 BIKEH3.28	To reduce the impact of your motorcycle on the environment , You should	Use busy routes <input checked="" type="checkbox"/> Anticipate well ahead <input checked="" type="checkbox"/> Brake in good time <input checked="" type="checkbox"/> Avoid harsh acceleration Use narrow side streets
SAFETY AND YOUR MOTORCYCLE		
MARK 3 ANSWERS		
7350 BIKEH3.29	You will help your environment if you	<input checked="" type="checkbox"/> Walk when you can Accelerate and brake sharply Drive continually using full choke Reduce the tyre pressure
SAFETY AND YOUR MOTORCYCLE		
MARK 1 ANSWER		
7351 BIKEH3.3	An unserviced transmission drive chain can	<input checked="" type="checkbox"/> Cause an accident Make the wheels wobble Damage the suspension <input checked="" type="checkbox"/> Cause rattling sounds at the rear wheel <input checked="" type="checkbox"/> Affect gear changes
SAFETY AND YOUR MOTORCYCLE		
MARK 3 ANSWERS		
7352 BIKEH3.30	To help the environment you should NOT	Remove unnecessary weight Use public transport <input checked="" type="checkbox"/> Use your motorcycle for very short journeys Ride at low speeds
SAFETY AND YOUR MOTORCYCLE		
MARK 1 ANSWER		
7353 BIKEH3.31	Excessive or uneven wear on the tyres can be caused by faults in which three?	The exhaust system <input checked="" type="checkbox"/> The suspension The accelerator The gearbox <input checked="" type="checkbox"/> Wheel alignment <input checked="" type="checkbox"/> The braking system
SAFETY AND YOUR MOTORCYCLE		
MARK 3 ANSWERS		
7354 BIKEH3.33	Which of the following will reduce fuel consumption?	Rapid acceleration Short journeys with a cold engine Riding in lower gears Harsh braking <input checked="" type="checkbox"/> Planning well ahead <input checked="" type="checkbox"/> Reducing your road speed
SAFETY AND YOUR MOTORCYCLE		
MARK 2 ANSWERS		
7355 BIKEH3.36	To avoid spilling of fuel, you should make sure that	<input checked="" type="checkbox"/> Your filler cap is securely fastened You check that your fuel gauge is working You have used a self locking filler cap Your tank is only 3/4 full
SAFETY AND YOUR MOTORCYCLE		
MARK 1 ANSWER		

7356 BIKEH3.38	You should NOT sound your horn	Between 11.30 pm and 7 am in a built-up area At any time in a built-up area Between 10 pm and 6 am in a built-up area ✓ Between 11.00 pm and 6 am in a built-up area
SAFETY AND YOUR MOTORCYCLE		
MARK 1 ANSWER		
7357 BIKEH3.4	Which TWO are adversely affected if the tyres are under-inflated?	Parking Changing gear ✓ Steering ✓ Braking
SAFETY AND YOUR MOTORCYCLE		
MARK 2 ANSWERS		
7358 BIKEH3.40	What will not cause high fuel consumption ?	✓ Braking and accelerating gently Driving at high speed Accelerating around bends Poor control of vehicle
SAFETY AND YOUR MOTORCYCLE		
MARK 1 ANSWER		
7359 BIKEH3.45	In some residential roads you will find a speed limit of	40 kph 60 kph ✓ 35 kph 50 kph
SAFETY AND YOUR MOTORCYCLE		
MARK 1 ANSWER		
7360 BIKEH3.46	Road humps and chicanes are	At toll-bridge approaches only Used to increase traffic flow Always at major road works ✓ Traffic calming measures
SAFETY AND YOUR MOTORCYCLE		
MARK 1 ANSWER		
7361 BIKEH3.47	You enter a road where there are road humps. You should...	✓ Maintain a reduced speed throughout Drive slowly at school times only Always keep to the maximum legal speed Accelerate quickly between each one
SAFETY AND YOUR MOTORCYCLE		
MARK 1 ANSWER		
7362 BIKEH3.5	How often should you check the motorcycle tyre pressure?	At any service After a long journey At least every month ✓ At least every week
SAFETY AND YOUR MOTORCYCLE		
MARK 1 ANSWER		
7363 BIKEH3.6	Your motorcycle is equipped with tube tyres from the factory, When you replace a tyre you must ?	Replace the tube if its over 6 months old Replace the tube after 6,000 kilometers Replace the tube only, if the rear tyre is to be replaced ✓ Replace the tube, every time you replace a tyre
SAFETY AND YOUR MOTORCYCLE		
MARK 1 ANSWER		

7364 BIKEH3.7	It is important that tyre pressures are regularly checked. When should this be done?	When tyres are hot After driving at high speed After any lengthy journey ✓ When tyres are cold
SAFETY AND YOUR MOTORCYCLE		
MARK 1 ANSWER		
7366 BIKEH3.9	You are riding your motorcycle in warm weather. You must ?	Ride with your visor raised ✓ Wear protective clothing despite the warm weather Wear trainers instead of boots Loose the helmet safety strap
SAFETY AND YOUR MOTORCYCLE		
MARK 1 ANSWER		
7367 BIKEH4.1	In general the stopping distance to stop your motorcycle takes longer when;	Night riding Foggy weather ✓ When having a pillion on board When riding uphill
SAFETY MARGINS		
MARK 1 ANSWER		
7369 BIKEH4.11	Your overall stopping distance will be longer when riding	In strong winds At night ✓ In the rain In fog
SAFETY MARGINS		
MARK 1 ANSWER		
7371 BIKEH4.14	When riding at night you should?	✓ Use your dipped beam lights ✓ Wear reflective clothing Use a tinted visor Ride at the centre of the road Make arm signals
SAFETY MARGINS		
MARK 2 ANSWERS		
7372 BIKEH4.15	You have been riding through heavy floods, What should you do?	Stop and check the tyres Stop to dry the brakes with a cloth Check the transmission drive chain ✓ Stop to check the brakes efficiency
SAFETY MARGINS		
MARK 1 ANSWER		
7373 BIKEH4.16	The main causes of skidding are	✓ The road The vehicle ✓ The rider ✓ The weather The sun
SAFETY MARGINS		
MARK 3 ANSWERS		
7374 BIKEH4.2	You are riding your motorcycle in good road conditions, which is the most effective way to use your brakes in case of an emergency?	Apply rear brakes only Apply front brakes only ✓ Apply front brake just before the rear brakes Apply rear brakes just before the front brakes
SAFETY MARGINS		
MARK 1 ANSWER		
7375 BIKEH4.20	If you are at a junction with limited visibility you should	✓ Creep forward looking both ways Be ready to move off quickly Creep forward looking to the left Creep forward looking to the right
SAFETY MARGINS		
MARK 1 ANSWER		

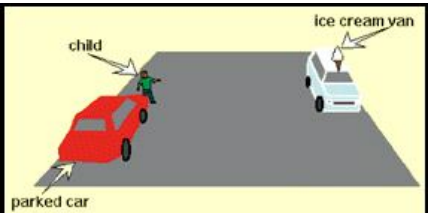
7376 BIKEH4.21 SAFETY MARGINS MARK 2 ANSWERS	In very hot weather the road surface can get soft. Which TWO of the following will be affected most?	<ul style="list-style-type: none"> The windscreen ✓ The steering The suspension ✓ The braking
7377 BIKEH4.22 SAFETY MARGINS MARK 1 ANSWER	Your indicators may be difficult to see in bright sunlight. What should you do?	<ul style="list-style-type: none"> Turn as quickly as you can ✓ Give an arm signal as well as using your indicator Touch the brake several times to show the stop lamp(s)
7380 BIKEH4.28 SAFETY MARGINS MARK 1 ANSWER	When approaching a right-hand bend you should keep well to the left. Why?	<ul style="list-style-type: none"> To be positioned safely if the vehicle skids To let faster traffic from behind overtake ✓ To improve your view of the road To avoid manhole covers
		
7381 BIKEH4.29 SAFETY MARGINS MARK 1 ANSWER	You are approaching a right-hand bend. You should	<ul style="list-style-type: none"> Keep well to the right to make the bend less sharp Keep well to the right to avoid the gutter ✓ Keep well to the left for a better view around the bend Keep well to the left as it makes the bend faster
7383 BIKEH4.30 SAFETY MARGINS MARK 3 ANSWERS	You should not overtake when	<ul style="list-style-type: none"> Driving up a long hill In a one-way street ✓ The view ahead is blocked ✓ Approaching a junction ✓ Intending to turn left shortly afterwards
7384 BIKEH4.4 SAFETY MARGINS MARK 1 ANSWER	For motorcyclists, it important to have good road surface condition, because	<ul style="list-style-type: none"> Certain road markings are not visible Some roads are tarmac and others are concrete In busy traffic there is less space for motorcyclist ✓ Only a small part of the tyre has a road grip
7385 BIKEH4.5 SAFETY MARGINS MARK 4 ANSWERS	The condition of the road surface is very important for motorcyclists. Which four of the following will affect the stability of your motorcycle?	<ul style="list-style-type: none"> ✓ Pot holes in the road ✓ Water gutters Concrete ✓ Gravel ✓ Oil spills Tarmac
7386 BIKEH4.6 SAFETY MARGINS MARK 1 ANSWER	Braking hard at a high speed on a sharp bend can make your vehicle	<ul style="list-style-type: none"> Corner safely Stall More stable ✓ Unstable
7387 BIKEH4.7 SAFETY MARGINS MARK 3 ANSWERS	When driving in fog which of the following measures are correct?	<ul style="list-style-type: none"> ✓ Use dipped headlights Use side lights only ✓ Slow down Keep close to the car in front ✓ Allow more time for your journey Use headlights on full beam

7388 BIKEH4.8	Why should you drive with the dipped beam during day time?	<input checked="" type="checkbox"/> So that you are more visible to other road users <input type="checkbox"/> It indicates that you are driving faster <input type="checkbox"/> So that other road users will give way <input type="checkbox"/> So that it will be already on when it gets darker
SAFETY MARGINS		
MARK 1 ANSWER		
7389 BIKEH4.9	You are driving in good conditions on a fast open road. For safety the distance between you and the vehicle in front should be	<input type="checkbox"/> Two car lengths <input type="checkbox"/> 2 metre (6 feet 6 inches) <input type="checkbox"/> One car length <input checked="" type="checkbox"/> A two-second time gap
SAFETY MARGINS		
MARK 1 ANSWER		
7390 BIKEH5.1	You see this sign ahead. You should expect the road to	<input type="checkbox"/> Bend sharply to the right <input type="checkbox"/> Go steeply downhill <input type="checkbox"/> Go uphill <input checked="" type="checkbox"/> Bend sharply to the left
HAZARD AWARENESS		
MARK 1 ANSWER		
		
7391 BIKEH5.10	What else other than alcoholic drinks can seriously affect your concentration when driving?	<input checked="" type="checkbox"/> Loud music <input type="checkbox"/> Contact lenses <input type="checkbox"/> Tinted windows <input checked="" type="checkbox"/> Tiredness <input checked="" type="checkbox"/> Drugs
HAZARD AWARENESS		
MARK 3 ANSWERS		
7392 BIKEH5.11	How does alcohol affect your driving?	<input checked="" type="checkbox"/> It reduces your concentration <input type="checkbox"/> It improves your co-ordination <input type="checkbox"/> It increases your awareness <input type="checkbox"/> It speeds up your reactions
HAZARD AWARENESS		
MARK 1 ANSWER		
7393 BIKEH5.12	After drinking alcohol heavily you should not drive the following day. Why is this?	<input checked="" type="checkbox"/> Your concentration may still be badly affected <input checked="" type="checkbox"/> You may still be over the legal limit <input type="checkbox"/> You will be well under the legal limit <input type="checkbox"/> Your concentration will not be badly affected
HAZARD AWARENESS		
MARK 2 ANSWERS		
7394 BIKEH5.13	What advice should you give to a driver who has had a few alcoholic drinks at a party?	<input checked="" type="checkbox"/> Go home by public transport <input type="checkbox"/> Wait a short while and then drive home <input type="checkbox"/> Drive home carefully and slowly <input type="checkbox"/> Have a strong cup of coffee and then drive home
HAZARD AWARENESS		
MARK 1 ANSWER		
7395 BIKEH5.14	You go to a social event and need to drive a short time after. What precautions should you take?	<input checked="" type="checkbox"/> Avoid drinking alcohol completely <input type="checkbox"/> Drink plenty of milk before drinking alcohol <input type="checkbox"/> Drink plenty of coffee after drinking alcohol <input type="checkbox"/> Avoid drinking alcohol on an empty stomach
HAZARD AWARENESS		
MARK 1 ANSWER		

7396 BIKEH5.15 HAZARD AWARENESS MARK 2 ANSWERS	It is eight hours since you last had an alcoholic drink. Which of the following applies?	<input checked="" type="checkbox"/> You may still be unfit to drive <input checked="" type="checkbox"/> You may still be over the legal limit You will have no alcohol in your system You will certainly be under the legal limit
7397 BIKEH5.16 HAZARD AWARENESS MARK 1 ANSWER	Your doctor has given you a course of medicine. Why should you ask if it is OK to drive?	The medicine you take may affect your hearing You will have to let your insurance company know about the medicine <input checked="" type="checkbox"/> Some types of medicine can cause your reactions to slow down Drugs make you a better driver by quickening your reactions
7398 BIKEH5.17 HAZARD AWARENESS MARK 1 ANSWER	You have been taking medicine for a few days which made you feel drowsy. Today you feel better but still need to take the medicine. You should only drive	<input checked="" type="checkbox"/> After checking with your doctor If only really necessary At night on quiet roads If someone goes with you
7399 BIKEH5.18 HAZARD AWARENESS MARK 1 ANSWER	You become ill. A doctor prescribes drugs which are likely to affect your driving. You should	<input checked="" type="checkbox"/> Not drive yourself Never drive at more than 30 kph Drive only if someone is with you At night on quiet roads
7400 BIKEH5.19 HAZARD AWARENESS MARK 2 ANSWERS	During periods of illness your ability to drive may be impaired. You MUST	<input checked="" type="checkbox"/> Not drive after taking certain medicines <input checked="" type="checkbox"/> Be medically fit to drive Take all your medicines with you when you drive Only take smaller doses of any medicines See your doctor each time before you drive
7401 BIKEH5.2 HAZARD AWARENESS MARK 1 ANSWER	When must you stop at this junction? 	During rush hours only Only when the area is busy When turning right only <input checked="" type="checkbox"/> At all times
7402 BIKEH5.20 HAZARD AWARENESS MARK 2 ANSWERS	You are not sure if your cough medicine will affect your driving. What TWO things could you do?	Ask a friend or relative for advice Drive if you feel alright <input checked="" type="checkbox"/> Ask your doctor <input checked="" type="checkbox"/> Check the medicine label
7403 BIKEH5.21 HAZARD AWARENESS MARK 1 ANSWER	You are taking drugs that are likely to affect your driving. What should you do?	<input checked="" type="checkbox"/> Seek medical advice before driving Drive only for short distances Only drive if accompanied by a full licence-holder Limit your driving to essential journeys

7405 BIKEH5.23	Your reaction will be much slower when driving	<input type="checkbox"/> In rain <input type="checkbox"/> Too quickly <input type="checkbox"/> In fog <input checked="" type="checkbox"/> If tired
HAZARD AWARENESS		
MARK 1 ANSWER		
7406 BIKEH5.24	Which THREE are likely to make you lose concentration while driving?	<input checked="" type="checkbox"/> Using a mobile phone <input type="checkbox"/> Looking in your wing mirror <input type="checkbox"/> Using your indicators <input checked="" type="checkbox"/> Listening to loud music <input checked="" type="checkbox"/> Looking at road maps
HAZARD AWARENESS		
MARK 3 ANSWERS		
7407 BIKEH5.26	A driver pulls out of a side road in front of you. You have to brake hard. You should	<input checked="" type="checkbox"/> Ignore the error and stay calm <input type="checkbox"/> Flash your lights to show your annoyance <input type="checkbox"/> Sound your horn to show your annoyance <input type="checkbox"/> Overtake as soon as possible
HAZARD AWARENESS		
MARK 1 ANSWER		
7408 BIKEH5.27	A car driver pulls out causing you to brake. You should	<input checked="" type="checkbox"/> Keep calm and not retaliate <input type="checkbox"/> Flag the driver down and explain the mistake <input type="checkbox"/> Drive close behind and sound your horn <input type="checkbox"/> Overtake and sound your horn
HAZARD AWARENESS		
MARK 1 ANSWER		
7409 BIKEH5.28	Another driver does something that upsets you. You should	<input type="checkbox"/> Sound your horn <input type="checkbox"/> Flash your headlights several times <input type="checkbox"/> Let them know how you feel <input checked="" type="checkbox"/> Try not to react
HAZARD AWARENESS		
MARK 1 ANSWER		
7410 BIKEH5.29	An elderly person's driving ability could be affected because they may be unable to	<input type="checkbox"/> Give signals correctly <input type="checkbox"/> Understand road signs <input checked="" type="checkbox"/> React very quickly <input type="checkbox"/> Obtain car insurance
HAZARD AWARENESS		
MARK 1 ANSWER		
7411 BIKEH5.3	A driver can only read a number plate at the required distance with glasses on. The glasses should be worn	<input checked="" type="checkbox"/> All the time when driving <input type="checkbox"/> Only in poor visibility <input type="checkbox"/> Only when reversing <input type="checkbox"/> Only when driving long distances
HAZARD AWARENESS		
MARK 1 ANSWER		
7412 BIKEH5.30	You take the wrong route and find you are well into a one-way street. You should	<input type="checkbox"/> Turn around and drive against the one-way <input type="checkbox"/> Reverse out of the street <input checked="" type="checkbox"/> Continue to the end of the one-way street <input type="checkbox"/> Reverse into a drive way
HAZARD AWARENESS		
MARK 1 ANSWER		

7414 BIKEH5.4	You are about to drive home. You cannot find the glasses you need to wear when driving. You should	<input type="checkbox"/> Drive home at night <input type="checkbox"/> Borrow a friend's glasses and drive home <input type="checkbox"/> Drive home slowly keeping to quiet roads <input checked="" type="checkbox"/> Find a way of getting home without driving
HAZARD AWARENESS		
MARK 1 ANSWER		
7415 BIKEH5.5	You MUST wear glasses or contact lenses when driving on public roads if	<input type="checkbox"/> There is an eyesight problem in your family <input type="checkbox"/> You cannot read a vehicle number plate from a distance of 36 meters (120 feet) without them <input type="checkbox"/> You are the holder of an orange badge <input checked="" type="checkbox"/> You cannot read a vehicle number plate from distance of 20.5 meters (67 feet) without them
HAZARD AWARENESS		
MARK 1 ANSWER		
7416 BIKEH5.6	Which THREE result from drinking alcohol and driving?	<input checked="" type="checkbox"/> Less control <input checked="" type="checkbox"/> Poor judgment of speed <input type="checkbox"/> Greater awareness of danger <input checked="" type="checkbox"/> A false sense of confidence <input type="checkbox"/> Faster reactions
HAZARD AWARENESS		
MARK 3 ANSWERS		
7417 BIKEH5.7	Which THREE of these are likely effects of drinking alcohol on driving?	<input checked="" type="checkbox"/> Poor judgment <input type="checkbox"/> Colour blindness <input type="checkbox"/> Faster reactions <input type="checkbox"/> More hazard awareness <input checked="" type="checkbox"/> Increase confidence <input checked="" type="checkbox"/> Reduce reactions
HAZARD AWARENESS		
MARK 3 ANSWERS		
7418 BIKEH5.8	Drinking any amount of alcohol is likely to	<input checked="" type="checkbox"/> Give a false sense of confidence <input type="checkbox"/> Improve your awareness of danger <input type="checkbox"/> Increase the speed of your reactions <input checked="" type="checkbox"/> Worsen your judgment of speed <input checked="" type="checkbox"/> Slow down your reactions to hazards
HAZARD AWARENESS		
MARK 3 ANSWERS		
7419 BIKEH5.9	You are invited to a lunch. You know that you will have to drive in the evening. What is your best course of action?	<input checked="" type="checkbox"/> Not drink any alcohol at all <input type="checkbox"/> Eat a hot meal with your alcohol drinks <input type="checkbox"/> Have some milk before drinking alcohol <input type="checkbox"/> Avoid mixing your alcoholic drinks
HAZARD AWARENESS		
MARK 1 ANSWER		
7420 BIKEH6.1	You should not drive closely behind a truck	<input type="checkbox"/> To avoid exhaust smoke <input type="checkbox"/> To avoid air resistance <input type="checkbox"/> As you might not be visible to other road users <input checked="" type="checkbox"/> As you will have a poor vision of what is coming ahead
VULNERABLE ROAD USERS		
MARK 1 ANSWER		
7421 BIKEH6.10	You want to turn from a junction but your view is partly restricted by parked vehicles. What should you do?	<input checked="" type="checkbox"/> Stop then move slowly forward until you have a clear view <input type="checkbox"/> Move out quickly but be prepared to stop <input type="checkbox"/> Sound your horn and pull out
VULNERABLE ROAD USERS		
MARK 1 ANSWER		

<p>7423 BIKEH6.13</p> <p>VULNERABLE ROAD USERS</p> <p>MARK 1 ANSWER</p>	<p>What should a rider do at a pelican crossing when the red and amber lights are on?</p>	<p>Wait for the red-and-amber light, before proceeding</p> <p>Give way to any pedestrians on the crossing</p> <p>✓ Always wait for the green light before proceeding</p> <p>Signal the pedestrian to cross</p>
<p>7424 BIKEH6.14</p> <p>VULNERABLE ROAD USERS</p> <p>MARK 1 ANSWER</p>	<p>You have stopped at a pelican crossing. A disabled person is crossing slowly in front of you. The lights have now changed to green. You should</p>	<p>Drive in front of the person</p> <p>✓ Allow the person to cross all the way</p> <p>Edge forward slowly</p> <p>Sound your horn</p> <p>Drive behind the person</p>
<p>7425 BIKEH6.15</p> <p>VULNERABLE ROAD USERS</p> <p>MARK 1 ANSWER</p>	<p>As you approach a pelican crossing the lights change to green, but elderly people are still halfway across. You should</p>	<p>✓ Wait because they will take longer to cross</p> <p>Flash your lights</p> <p>Rev your engine to make them hurry</p> <p>Wave them to cross as quickly as they can</p>
<p>7426 BIKEH6.16</p> <p>VULNERABLE ROAD USERS</p> <p>MARK 1 ANSWER</p>	<p>Look at this picture. What is the danger you should be most aware of?</p> 	<p>The car on the left may move off</p> <p>The driver of the ice cream van may get out</p> <p>The ice cream van may move off</p> <p>✓ The child may run out into the road</p>
<p>7427 BIKEH6.17</p> <p>VULNERABLE ROAD USERS</p> <p>MARK 1 ANSWER</p>	<p>You are driving past parked cars. You notice a wheel of a bicycle sticking out between them. What should you do?</p>	<p>✓ Slow down and be prepared to stop</p> <p>Brake sharply and flash your headlights</p> <p>Slow down and wave the cyclist across</p> <p>Accelerate past quickly and sound your horn</p>
<p>7428 BIKEH6.18</p> <p>VULNERABLE ROAD USERS</p> <p>MARK 1 ANSWER</p>	<p>You are driving and you notice a ball bouncing out into the road. What should you do?</p>	<p>Stop and wave the children to fetch their ball</p> <p>✓ Slow down and be prepared to stop</p> <p>Continue driving at the same speed and flash your headlights</p> <p>Continue driving at the same speed and sound your horn</p>
<p>7429 BIKEH6.19</p> <p>VULNERABLE ROAD USERS</p> <p>MARK 1 ANSWER</p>	<p>If you are following an elderly driver you should</p>	<p>✓ Be aware that the driver's reactions may not be as fast as yours</p> <p>Stay close behind</p> <p>Flash your lights</p> <p>Expect the driver to drive badly</p>

7430
BIKEH6.2

Which sign means that there may be people walking along the road?

VULNERABLE ROAD
USERS

MARK 1 ANSWER

✓



7431
BIKEH6.20


Which sign tells you that pedestrians may be walking in the road as there is no pavement?

VULNERABLE ROAD
USERS

MARK 1 ANSWER

✓



<p>7432 BIKEH6.21</p> <p>VULNERABLE ROAD USERS</p> <p>MARK 1 ANSWER</p>	<p>Which sign means there may be elderly pedestrians likely to cross the road?</p>	<p>✓</p>	
<p>7433 BIKEH6.22</p> <p>VULNERABLE ROAD USERS</p> <p>MARK 1 ANSWER</p>	<p>If you see a person with a white stick, this means that the person is</p>	<p>✓</p>	<p>Blind</p> <p>Elderly</p> <p>Deaf</p> <p>Disabled</p>
<p>7434 BIKEH6.23</p> <p>VULNERABLE ROAD USERS</p> <p>MARK 1 ANSWER</p>	<p>You are driving towards a pedestrian crossing. Waiting to cross is a person in a wheelchair. You should</p>	<p>✓</p>	<p>Be prepared to stop and wait patiently</p> <p>Wave to the person to wait</p> <p>Wave to the person to cross</p> <p>Continue on your way</p>
<p>7435 BIKEH6.24</p> <p>VULNERABLE ROAD USERS</p> <p>MARK 1 ANSWER</p>	<p>What action should you take when elderly people are crossing the road?</p>	<p>✓</p>	<p>Tap the horn in case they are hard of hearing</p> <p>Be patient and allow them to cross in their own time</p> <p>Rev the engine to let them know that you are waiting</p> <p>Wave them across so they know that you have seen them</p>
<p>7436 BIKEH6.27</p> <p>VULNERABLE ROAD USERS</p> <p>MARK 1 ANSWER</p>	<p>You should NEVER attempt to overtake a cyclist</p>	<p>✓</p>	<p>Just before you turn left</p> <p>On a dual carriageway</p> <p>On a one-way street</p> <p>Just before you turn right</p>
<p>7437 BIKEH6.28</p> <p>VULNERABLE ROAD USERS</p> <p>MARK 1 ANSWER</p>	<p>If you are driving behind a cyclist and you wish to turn left. You should</p>	<p>✓</p>	<p>Hold back until the cyclist has passed the junction</p> <p>Go around the cyclist</p> <p>Pull alongside the cyclist</p> <p>Overtake the cyclist before the junction</p>

7438 BIKEH6.29	You are coming up to a roundabout and a cyclist is signalling to turn right. What should you do	<input type="checkbox"/> Signal the cyclist to move across <input type="checkbox"/> Give a horn warning <input type="checkbox"/> Overtake on the right <input checked="" type="checkbox"/> Give the cyclist plenty of room
VULNERABLE ROAD USERS		
MARK 1 ANSWER		
7439 BIKEH6.3	You are driving along a main road with multiple junctions. You should be alert for	<input checked="" type="checkbox"/> You may lose balance due to the wind other road users emerging from junctions who may not see you <input type="checkbox"/> The road which other road users may be using is more slippery <input type="checkbox"/> Other road users may be driving slower at junctions
VULNERABLE ROAD USERS		
MARK 1 ANSWER		
7441 BIKEH6.31	You are approaching a roundabout and see a cyclist signal right. Why is the cyclist keeping to the left?	<input type="checkbox"/> The cyclist thinks The highway Code does not apply to bicycles <input type="checkbox"/> The cyclist is going to turn left instead <input type="checkbox"/> It is quicker route for cyclist <input checked="" type="checkbox"/> The cyclist is slower and more vulnerable
VULNERABLE ROAD USERS		
MARK 1 ANSWER		
7442 BIKEH6.32	When you are overtaking a cyclist on the road you should leave as much room as you would give to a car. What is the main reason for this?	<input type="checkbox"/> The cyclist might have to make a right turn <input type="checkbox"/> The cyclist might get off the bike <input type="checkbox"/> The cyclist might change lanes <input checked="" type="checkbox"/> The cyclist might swerve
VULNERABLE ROAD USERS		
MARK 1 ANSWER		
7443 BIKEH6.38	Where should you take particular care to look out for motorcyclists and cyclists?	<input type="checkbox"/> On one-way streets <input checked="" type="checkbox"/> At junctions <input type="checkbox"/> At zebra crossings <input type="checkbox"/> On dual carriageways
VULNERABLE ROAD USERS		
MARK 1 ANSWER		
7444 BIKEH6.39	In daylight an approaching motorcyclist is using a dipped headlight. Why?	<input checked="" type="checkbox"/> So that the rider can be seen more easily <input type="checkbox"/> The rider is inviting you to proceed <input type="checkbox"/> To improve the rider's vision <input type="checkbox"/> To stop the battery overcharging
VULNERABLE ROAD USERS		
MARK 1 ANSWER		
7446 BIKEH6.40	Motorcyclists should wear bright clothing mainly because	<input type="checkbox"/> The colours are popular <input type="checkbox"/> It helps keep them cool in summer <input type="checkbox"/> They must do so by law <input checked="" type="checkbox"/> Other drivers can see them
VULNERABLE ROAD USERS		
MARK 1 ANSWER		
7447 BIKEH6.41	Motorcyclists ride in day light with their headlights switched on because	<input checked="" type="checkbox"/> They need to be seen <input type="checkbox"/> There are pot holes in the road <input type="checkbox"/> There is a speed camera ahead <input type="checkbox"/> It is legal requirement
VULNERABLE ROAD USERS		
MARK 1 ANSWER		

7448 BIKEH6.42	You are riding behind a moped or small motorcycle. You want to turn left just ahead. You should	<input type="checkbox"/> Sound your horn as a warning and pull in front of the moped <input type="checkbox"/> Pull alongside the moped and stay level until just before the junction <input type="checkbox"/> Overtake the moped before the junction <input checked="" type="checkbox"/> Stay behind until the moped has passed the junction
VULNERABLE ROAD USERS		
MARK 1 ANSWER		
7449 BIKEH6.44	At road junctions which of the following are most vulnerable?	<input checked="" type="checkbox"/> Motorcyclists <input checked="" type="checkbox"/> Cyclists <input type="checkbox"/> Lorry drivers <input type="checkbox"/> Car drivers <input checked="" type="checkbox"/> Pedestrians
VULNERABLE ROAD USERS		
MARK 3 ANSWERS		
7450 BIKEH6.45	When emerging from a side road into a queue of traffic which road users can be difficult to see?	<input type="checkbox"/> Cars <input type="checkbox"/> Milk floats <input type="checkbox"/> Tractors <input checked="" type="checkbox"/> Motorcycles
VULNERABLE ROAD USERS		
MARK 1 ANSWER		
7451 BIKEH6.46	You want to turn right from a main road into a side road. Just before you turn you should	<input type="checkbox"/> Stop and set the mirror <input type="checkbox"/> Select first gear <input checked="" type="checkbox"/> Check for traffic overtaking on your right <input type="checkbox"/> Cancel your right-turn signal
VULNERABLE ROAD USERS		
MARK 1 ANSWER		
7452 BIKEH6.47	In long queue of traffic which of the following are the most hazardous situations that are expected from motorcyclists?	<input checked="" type="checkbox"/> They enter very close in front of cars <input type="checkbox"/> They drive in one file <input checked="" type="checkbox"/> They swerve through lanes <input checked="" type="checkbox"/> They drive very close to cars <input type="checkbox"/> They drive with their dipped beam
VULNERABLE ROAD USERS		
MARK 3 ANSWERS		
7453 BIKEH6.48	You are riding and ahead of you there is a vehicle with a flashing amber beacon. This means it is	<input type="checkbox"/> A school crossing patrol <input type="checkbox"/> A doctor's car <input type="checkbox"/> Broken down <input checked="" type="checkbox"/> Slow moving
VULNERABLE ROAD USERS		
MARK 1 ANSWER		
7454 BIKEH6.5	Motorcyclists are most vulnerable for a serious road accident when they	<input type="checkbox"/> Use sight glasses or contact lenses <input checked="" type="checkbox"/> Have recently passed their driving test <input type="checkbox"/> Are carrying a passenger <input type="checkbox"/> Have not carried out the theory test
VULNERABLE ROAD USERS		
MARK 1 ANSWER		
7455 BIKEH6.50	An injured motorcyclist is lying unconscious in the road. You should	<input type="checkbox"/> Remove the leather jacket <input type="checkbox"/> Move the person off the road <input type="checkbox"/> Remove the safety helmet <input checked="" type="checkbox"/> Seek medical assistance
VULNERABLE ROAD USERS		
MARK 1 ANSWER		

7456 BIKEH6.51	You are riding in town. There is a bus at the bus stop on the other side of the road. Why should you be careful?	<input checked="" type="checkbox"/> Pedestrians may come from behind the bus <input type="checkbox"/> The bus may remain stationary <input type="checkbox"/> The bus may move off suddenly <input type="checkbox"/> The bus may have broken down
VULNERABLE ROAD USERS		
MARK 1 ANSWER		
7457 BIKEH6.52	How should you overtake horse riders?	<input checked="" type="checkbox"/> Drive slowly and leave plenty of room <input type="checkbox"/> Use your horn just once to warn them <input type="checkbox"/> Speed is not important but allow plenty of room <input type="checkbox"/> Rev the engine to mark your presence
VULNERABLE ROAD USERS		
MARK 1 ANSWER		
7458 BIKEH6.53	You notice horse riders ahead of you. What should you do FIRST?	<input type="checkbox"/> Signal right <input checked="" type="checkbox"/> Be prepared to slow down <input type="checkbox"/> Accelerate around them <input type="checkbox"/> Pull out to the middle of the road
VULNERABLE ROAD USERS		
MARK 1 ANSWER		
7460 BIKEH6.55	A horse rider is in the left-hand lane approaching a roundabout. You are driving behind. You should expect the rider to	<input checked="" type="checkbox"/> Go in any direction <input type="checkbox"/> Go ahead <input type="checkbox"/> Turn left <input type="checkbox"/> Turn right
VULNERABLE ROAD USERS		
MARK 1 ANSWER		
7462 BIKEH6.57	You see a group of horse riders as you approach a roundabout. They are right but keeping well to the left. You should	<input checked="" type="checkbox"/> Stay well back <input type="checkbox"/> Cut in front of them <input type="checkbox"/> Keep close of them <input type="checkbox"/> Proceed as normal
VULNERABLE ROAD USERS		
MARK 1 ANSWER		
7463 BIKEH6.58	What is the most common cause of road accidents?	<input checked="" type="checkbox"/> Driver error <input type="checkbox"/> Mechanical failure <input type="checkbox"/> Road conditions <input type="checkbox"/> Weather conditions
VULNERABLE ROAD USERS		
MARK 1 ANSWER		
7464 BIKEH6.6	A learner driver started to emerge in front of you from the left at a road junction. You should	<input checked="" type="checkbox"/> Prepare to slow and stop <input type="checkbox"/> Let the driver emerge and then drive close behind <input type="checkbox"/> Turn in the junction <input type="checkbox"/> Stop suddenly and give a wave signal at the driver
VULNERABLE ROAD USERS		
MARK 1 ANSWER		
7465 BIKEH6.60	Which age group is most likely to be involved in road accidents?	<input type="checkbox"/> 46 to 55-year-old <input type="checkbox"/> 55-year-olds and over <input type="checkbox"/> 36 to 45-year-old <input checked="" type="checkbox"/> 18 to 25-year-old
VULNERABLE ROAD USERS		
MARK 1 ANSWER		

7466 BIKEH6.61 VULNERABLE ROAD USERS MARK 1 ANSWER	You are following a learner driver who stalls at a junction. What should you do?	<input checked="" type="checkbox"/> Be patient as you expect them to make mistake Immediately steer around them and drive on Start to rev your engine if they take too long to restart Drive up close behind and flash your headlights
7467 BIKEH6.7 VULNERABLE ROAD USERS MARK 1 ANSWER	The vehicle you are following is being driven by a learner driver. What should you do?	<input checked="" type="checkbox"/> Keep calm and be patient Drive up close behind Flash the high beam (BRIGHT) Sound the horn and overtake
7468 BIKEH7.1 OTHER TYPE OF VEHICLES MARK 1 ANSWER	You are following a long vehicle and approaching a mini-roundabout. The vehicle is indicating a left turn but it is moving to the right. You should	Sound you horn. Overtake from the left <input checked="" type="checkbox"/> Keep well back Flash our high beam (bright)
7469 BIKEH7.10 OTHER TYPE OF VEHICLES MARK 1 ANSWER	Before overtaking a large vehicle or lorry you should keep well back. Why is this?	<input checked="" type="checkbox"/> To offer other drivers a safe gap if they want to overtake you <input checked="" type="checkbox"/> To get the best view of the road ahead To leave a gap in case stops and rolls back To give acceleration space to overtake quickly on blind bends
7470 BIKEH7.11 OTHER TYPE OF VEHICLES MARK 1 ANSWER	You wish to overtake a long slow moving vehicle or lorry on a busy road with oncoming traffic. You should	Stay behind until the driver waves you past Flash your headlights for the oncoming traffic to give way Follow it closely and keep moving out to see the road ahead <input checked="" type="checkbox"/> Keep well back until you can see that it is clear
7471 BIKEH7.12 OTHER TYPE OF VEHICLES MARK 1 ANSWER	You are driving downhill. There are cars parked on the other side of the road partly blocking the road. Large slow lorries are coming towards you. You should	<input checked="" type="checkbox"/> Slow down and give way Pull over on the right behind the parked car Speed up and get past quickly Keep going because you have the right of way
7472 BIKEH7.13 OTHER TYPE OF VEHICLES MARK 1 ANSWER	When about to overtake a long vehicle or lorry you should	<input checked="" type="checkbox"/> Stay well back from the lorry to obtain a better view Flash your lights and wait for the driver to signal when it is safe Drive close to the lorry in order to pass more quickly Sound the horn to warn the driver that you are there
7473 BIKEH7.14 OTHER TYPE OF VEHICLES MARK 1 ANSWER	Why is passing or overtaking a lorry more risky than passing a car?	Lorries go uphill more slowly The brakes of lorries are not as good Lorries may suddenly pull up <input checked="" type="checkbox"/> Lorries are longer than cars

7474 BIKEH7.15	You are travelling behind a bus that suddenly pulls up at a bus stop. What should you do?	Accelerate past the bus sounding your horn Pull in closely behind the bus ✓ Be ready to give way to the bus ✓ Watch carefully for pedestrians
OTHER TYPE OF VEHICLES		
MARK 2 ANSWERS		
7475 BIKEH7.16	You are driving in a city. Ahead of you a bus is at a bus stop. Which TWO of the following should you do?	✓ Watch carefully for the sudden appearance of pedestrians ✓ Be prepared to give way if the bus suddenly moves off Pass the bus as quickly as you possibly can Continue at the same speed but sound your horn as warning
OTHER TYPE OF VEHICLES		
MARK 2 ANSWERS		
7476 BIKEH7.17	When you approach a bus that is about to move off from a bus stop you should	Get past before the bus moves ✓ Allow it to pull away if it is safe to do so Flash your headlights as you approach Signal left and wave the bus on
OTHER TYPE OF VEHICLES		
MARK 1 ANSWER		
7477 BIKEH7.18	Which of these vehicles is LEAST likely to be affected by strong crosswinds?	✓ Cars High-sided vehicles Motorcyclists Cyclists
OTHER TYPE OF VEHICLES		
MARK 1 ANSWER		
7478 BIKEH7.19	What does 'tailgating' mean?	✓ When a driver is following another vehicle too closely When stationary vehicles are too close in a queue When a vehicle is with its luggage boot open When a vehicle delivering goods has its tailgate down
OTHER TYPE OF VEHICLES		
MARK 1 ANSWER		
7479 BIKEH7.20	You are following a large lorry on a wet road. Spray makes it difficult to see. You should	✓ Drop back until you can see better Speed up and overtake quickly Keep close to the lorry away from the spray Put your headlights on full beam
OTHER TYPE OF VEHICLES		
MARK 1 ANSWER		
7884 BIKEH7.21	You are driving on a dual-carriageway with surface spray. You should use	Your sidelights Your rear fog lights ✓ Your dipped headlights Your hazard flashers
OTHER TYPE OF VEHICLES		
MARK 1 ANSWER		
7481 BIKEH7.4	You are waiting to emerge left from a minor road. A large vehicle is approaching from the right. You have time to turn but you should wait. Why?	The large vehicle can easily hide vehicles from the left The large vehicle is difficult to steer in a straight line ✓ The large vehicle can easily hide an overtaking vehicle The large vehicle can turn suddenly
OTHER TYPE OF VEHICLES		
MARK 1 ANSWER		

7482 BIKEH7.5	You are driving behind a long articulated vehicle (trailer). It is going to turn left into a narrow road. What action should you take?	<input type="checkbox"/> Overtake quickly before the lorry moves out <input checked="" type="checkbox"/> Be prepared to stop behind it <input type="checkbox"/> Pass on the left as the vehicle moves out <input type="checkbox"/> Move out and overtake on the offside
OTHER TYPE OF VEHICLES		
MARK 1 ANSWER		
7483 BIKEH7.6	You are driving behind a long vehicle. It approaches a crossroads and signals left but moves out to the right. You should	<input type="checkbox"/> Overtake as it starts to slow down <input checked="" type="checkbox"/> Stay well back and give it room <input type="checkbox"/> Assume the signal is wrong and it is really turning right <input type="checkbox"/> Get closer in order to pass it quickly
OTHER TYPE OF VEHICLES		
MARK 1 ANSWER		
7484 BIKEH7.7	You are driving behind a long vehicle approaching a crossroads. The driver signals right but moves close to the left-hand kerb. What should you do?	<input type="checkbox"/> Overtake on the right-hand side <input checked="" type="checkbox"/> Wait behind the long vehicle <input type="checkbox"/> Report the driver to the police <input type="checkbox"/> Warn the driver of the wrong signal
OTHER TYPE OF VEHICLES		
MARK 1 ANSWER		
7485 BIKEH7.8	You are approaching a small roundabout. The long vehicle in front is signalling left but is positioned over to the right. You should	<input type="checkbox"/> Follow the same course as the lorry <input type="checkbox"/> Overtake on the left <input type="checkbox"/> Sound your horn <input checked="" type="checkbox"/> Keep well back
OTHER TYPE OF VEHICLES		
MARK 1 ANSWER		
7486 BIKEH7.9	You keep well back while waiting to overtake a large lorry. Another car fills the gap. You should	<input type="checkbox"/> Start to overtake <input checked="" type="checkbox"/> Drop back further <input type="checkbox"/> Flash your headlights <input type="checkbox"/> Sound your horn
OTHER TYPE OF VEHICLES		
MARK 1 ANSWER		
7487 BIKEH8.1	When you are stationary on your motorcycle, your position should be	<input type="checkbox"/> Slightly touching the road surface with your toes <input checked="" type="checkbox"/> Both feet on the road surface <input type="checkbox"/> Lower the centre stand <input type="checkbox"/> Stretch to reach the hand switches
VEHICLE HANDLING		
MARK 1 ANSWER		
7488 BIKEH8.10	Which THREE of the following are a likely causes of a skid?	<input type="checkbox"/> Stopping very slowly <input checked="" type="checkbox"/> Bend excessively when turning <input type="checkbox"/> Keeping your body straight when turning <input checked="" type="checkbox"/> Sudden braking <input checked="" type="checkbox"/> Sudden change of direction
VEHICLE HANDLING		
MARK 3 ANSWERS		
7489 BIKEH8.11	You are riding towards a gravel road surface. You should	<input type="checkbox"/> Drive normally <input type="checkbox"/> Accelerate <input checked="" type="checkbox"/> Reduce the speed <input type="checkbox"/> Stop suddenly
VEHICLE HANDLING		
MARK 1 ANSWER		

7490 BIKEH8.12	When riding you wear protective clothing	<input checked="" type="checkbox"/> Always In open and busy roads In long journey In bad weather
VEHICLE HANDLING		
MARK 1 ANSWER		
7491 BIKEH8.13	You have to ride in fog. Which two important factors you should do before you start your journey?	<input checked="" type="checkbox"/> Check that the lights are working properly <input checked="" type="checkbox"/> Make sure you have a clean visor Check the battery Take something warm with you
VEHICLE HANDLING		
MARK 2 ANSWERS		
7492 BIKEH8.14	The best place to park your motorcycle is	On hot tarmac On bumpy road On grass <input checked="" type="checkbox"/> On sound and level ground
VEHICLE HANDLING		
MARK 1 ANSWER		
7493 BIKEH8.15	When riding in windy conditions, you have to	Ride close to large vehicle Ride at high speed <input checked="" type="checkbox"/> Ride at low speed Stretch forward to the handlebar
VEHICLE HANDLING		
MARK 1 ANSWER		
7494 BIKEH8.16	In normal driving your position should be	About one foot off the pavement <input checked="" type="checkbox"/> In the centre of your lane On the right of your lane In the centre of the road
VEHICLE HANDLING		
MARK 1 ANSWER		
7495 BIKEH8.17	During night driving you must	<input checked="" type="checkbox"/> Wear reflective clothing Ride close to the vehicle in front <input checked="" type="checkbox"/> Keep goggles or visor clean Ride just left of the centre Use high beam (bright)
VEHICLE HANDLING		
MARK 2 ANSWERS		
7496 BIKEH8.18	Your motorcycle is parked in a two way carriage-way. You should mount from the	Right and press the rear brake Left without pressing any brakes <input checked="" type="checkbox"/> Left and press the front brake Right without pressing any brakes
VEHICLE HANDLING		
MARK 1 ANSWER		
7497 BIKEH8.19	How should you leave your scooter when you park for a short period in a town centre?	<input checked="" type="checkbox"/> Well firm with the fuel cap secured <input checked="" type="checkbox"/> On a sound and level surface <input checked="" type="checkbox"/> On the centre stand in available On a wide pavement only
VEHICLE HANDLING		
MARK 3 ANSWERS		
7498 BIKEH8.2	What is the main reason why coasting downhill is dangerous or wrong?	It damages the gearbox Fuel consumption will be higher <input checked="" type="checkbox"/> You have less control of the motorcycle It puts less tyre grip on the road
VEHICLE HANDLING		
MARK 1 ANSWER		

7499 BIKEH8.22 VEHICLE HANDLING MARK 1 ANSWER	You are following other vehicles in fog with your lights on. How else can you reduce the chances of being involved in an accident?	<input checked="" type="checkbox"/> Reduce your speed and increase the gap <input type="checkbox"/> Keep together with the faster vehicles <input type="checkbox"/> Use your main beam instead of dipped headlights <input type="checkbox"/> Keep close to the vehicle in front
7500 BIKEH8.23 VEHICLE HANDLING MARK 1 ANSWER	Why should you always reduce your speed when driving in fog?	<input checked="" type="checkbox"/> Because it is more difficult to see events ahead <input type="checkbox"/> Because the engine's colder <input type="checkbox"/> Because you could be dazzled by other people's fog lights <input type="checkbox"/> Because the brakes do not work as well
7501 BIKEH8.24 VEHICLE HANDLING MARK 1 ANSWER	You are driving in fog. Why should you keep well back from the vehicle in front?	<input type="checkbox"/> In case its brake lights dazzle you <input checked="" type="checkbox"/> In case it stops suddenly <input type="checkbox"/> In case its fog lights dazzle you <input type="checkbox"/> In case it changes direction suddenly
7503 BIKEH8.3 VEHICLE HANDLING MARK 1 ANSWER	Why is coasting wrong or dangerous?	<input type="checkbox"/> The engine will run faster <input type="checkbox"/> It will make the engine stall <input type="checkbox"/> It will cause the motorcycle to skid <input checked="" type="checkbox"/> There is no engine braking
7504 BIKEH8.30 VEHICLE HANDLING MARK 1 ANSWER	Which ONE of the following are correct? When overtaking at night you should	<input type="checkbox"/> Beware of the bends in the road ahead <input checked="" type="checkbox"/> Be careful because you can see less <input type="checkbox"/> Put headlights on full beam <input type="checkbox"/> Sound your horn twice before moving out <input type="checkbox"/> Wait until a bend so that you can see the oncoming headlights
7505 BIKEH8.31 VEHICLE HANDLING MARK 1 ANSWER	You are overtaking a car at night. You must be sure that	<input checked="" type="checkbox"/> You do not dazzle other road users <input type="checkbox"/> You have switched your lights to full beam before overtaking <input type="checkbox"/> Your rear fog lights are switched on <input type="checkbox"/> You flash your headlamps before overtaking
7506 BIKEH8.32 VEHICLE HANDLING MARK 1 ANSWER	At night you are dazzled by headlights coming towards you. You should	<input checked="" type="checkbox"/> Slow down or stop safely <input type="checkbox"/> Put your hand over your eyes <input type="checkbox"/> Switch on your main beam headlights <input type="checkbox"/> Sound your horn
7507 BIKEH8.33 VEHICLE HANDLING MARK 1 ANSWER	How should you brake?	<input type="checkbox"/> By first applying the rear brake then the front <input type="checkbox"/> When turning or taking a bend <input type="checkbox"/> By applying the clutch before the brake <input checked="" type="checkbox"/> When the motorcycle is vertical and driven straight
7508 BIKEH8.34 VEHICLE HANDLING MARK 1 ANSWER	You are on a narrow road at night. A slower-moving vehicle ahead signalled right for some time. What should you do?	<input checked="" type="checkbox"/> Wait for the signal to be cancelled before overtaking <input type="checkbox"/> Signal right and sound your horn <input type="checkbox"/> Flash your headlights before overtaking <input type="checkbox"/> Overtake on the left

7509 BIKEH8.35 Which TWO are correct? The passing places on a single-track road are

VEHICLE HANDLING
MARK 2 ANSWERS

To pull into if the car behind wants to overtake
 To pull into if an oncoming vehicle wants to proceed
 To turn around in if you are lost
 For stopping and checking your route
 For taking a rest from driving

7510 BIKEH8.36 You see a vehicle coming towards you on a single-track road. You should

VEHICLE HANDLING
MARK 1 ANSWER

Stop at a passing place
 Put on your hazard warning lights
 Do an emergency stop
 Turn back to the main road

7511 BIKEH8.37 Which of these plates may appear with this road sign?



VEHICLE HANDLING
MARK 1 ANSWER

- Humps for 1/2 mile
 Hump Bridge
 Low Bridge
 Soft Verge

7512 BIKEH8.4 When you apply the brakes for a normal stop, you should

VEHICLE HANDLING
MARK 1 ANSWER

Apply the front brake only
 Apply the rear brake
 Apply both brakes smoothly
 Apply one of the brakes smoothly

7513 BIKEH8.5 You are approaching a bend at a high speed. You should begin to brake.

VEHICLE HANDLING
MARK 1 ANSWER

Before the bend
 After changing gears
 After the bend
 On the bend

7514 BIKEH8.6 You are approaching this junction. If you were the motorcyclist you should



VEHICLE HANDLING
MARK 1 ANSWER

- Begin to slow down
 Stay close to the kerb of the pavement
 Accelerate to pass the junction
 Stop and give way to the vehicle

7515 BIKEH8.7	As a motorcyclist, what can you do to ensure a safe ride?	<input checked="" type="checkbox"/> Anticipate the actions of other road users <input type="checkbox"/> Exceed the speed limit <input type="checkbox"/> Keep close to the kerb of the pavement <input type="checkbox"/> Keep well under the speed limit
VEHICLE HANDLING		
MARK 1 ANSWER		
7516 BIKEH8.8	In which FOUR of these situations may you overtake another vehicle on the inside or the left?	<input checked="" type="checkbox"/> When the vehicle in front is to turn right <input checked="" type="checkbox"/> When you are in a one-way street <input checked="" type="checkbox"/> In slow-moving traffic queues when traffic in the right-hand lane is moving more slowly <input type="checkbox"/> When a slower vehicle is in the right-hand lane of a dual carriageway <input checked="" type="checkbox"/> When approaching a motorway slip road where you will be turning off
VEHICLE HANDLING		
MARK 4 ANSWERS		
7517 BIKEH8.9	You suddenly have to stop and your motorcycle starts to skid. You should	<input type="checkbox"/> Keep braking and lower the gears <input type="checkbox"/> Apply the brakes to have more grip on the road <input type="checkbox"/> Put to neutral and apply the front brake <input checked="" type="checkbox"/> Release and re-apply the brakes
VEHICLE HANDLING		
MARK 1 ANSWER		
7518 BIKEH9.1	As soon as you join a dual carriageway you should normally	<input checked="" type="checkbox"/> Keep in the left lane <input type="checkbox"/> Position your vehicle in the centre lane <input type="checkbox"/> Readjust your mirrors <input type="checkbox"/> Try to overtake
DUAL CARRIAGEWAY RULES		
MARK 1 ANSWER		
7519 BIKEH9.10	You are intending to leave the multi-lane- carriageway at the next exit. Before you reach the exit you should normally position your motorcycle	<input checked="" type="checkbox"/> In the left-hand lane <input type="checkbox"/> In any lane <input type="checkbox"/> On the hard shoulder <input type="checkbox"/> In the middle lane
DUAL CARRIAGEWAY RULES		
MARK 1 ANSWER		
7520 BIKEH9.11	You are driving on a multi-lane carriageway. By mistake you go past the exit that you wanted to take. You should	<input type="checkbox"/> Make a U-turn at the next gap in the central reservation <input type="checkbox"/> Carefully turn back in the left-hand lane <input checked="" type="checkbox"/> Carry on to the next exit <input type="checkbox"/> Carefully turn back from the hard shoulder
DUAL CARRIAGEWAY RULES		
MARK 1 ANSWER		
7521 BIKEH9.2	When joining a dual carriageway you must always	<input checked="" type="checkbox"/> Give way to traffic already on the dual carriageway <input type="checkbox"/> Come to a stop before joining the dual carriageway <input type="checkbox"/> Stop at the end of the acceleration lane <input type="checkbox"/> Use the hard shoulder
DUAL CARRIAGEWAY RULES		
MARK 1 ANSWER		

7522 BIKEH9.3 DUAL CARRIAGEWAY RULES	A fundamental rule when driving on a dual carriageway is	<input checked="" type="checkbox"/> Keep to the left lane unless overtaking Try to keep above 50 kph to prevent congestion Overtake on the side that is clearest Use the lane that has least traffic
MARK 1 ANSWER		
7524 BIKEH9.5 DUAL CARRIAGEWAY RULES	You are driving on a dual carriageway. You have to slow down quickly due to a hazard. You should	<input checked="" type="checkbox"/> Switch on your hazard lights Flash your headlights Sound your horn Switch on your headlights
MARK 1 ANSWER		
7526 BIKEH9.7 DUAL CARRIAGEWAY RULES	What should you use the hard shoulder of a multi-lane carriageway for?	Joining the dual-carriageway Stopping when you are tired Leaving the dual-carriageway <input checked="" type="checkbox"/> Stopping in an emergency
MARK 1 ANSWER		
7527 BIKEH9.8 DUAL CARRIAGEWAY RULES	After a breakdown you need to rejoin the main carriageway of a multi-lane carriageway from the hard shoulder. You should	<input checked="" type="checkbox"/> Gain speed on the hard shoulder before moving out onto the carriageway Wait on the hard shoulder until someone flashes their headlights at you Move out onto the carriageway using your hazard lights Move out onto the carriageway then build up your speed
MARK 1 ANSWER		
7528 BIKEH9.9 DUAL CARRIAGEWAY RULES	The minimum safe time gap to keep between you and the vehicle in front in good conditions at least	<input checked="" type="checkbox"/> Two seconds Three seconds One second Four seconds
MARK 1 ANSWER		